

SPARQL Rewriting for Query Mediation over Mapped Ontologies

by

Konstantinos E. Makris

A thesis submitted to the
Department of Electronic & Computer Engineering
of the Technical University of Crete

in partial fulfilment of the
requirements for the Diploma of
Electronic Engineer and Computer Engineer

advisor: Prof. Stavros Christodoulakis

Chania, July 2010

Dedication

To my mom and dad.

Thank you for all your love and support.

Abstract

In the recent years establishing interoperability and supporting data integration has become a major research challenge for the web of data. Uniform information access of heterogeneous sources is of major importance for Semantic Web applications and end users. We describe a methodology for SPARQL query mediation over federated OWL/RDF knowledge bases. The query mediation exploits mappings between semantically related entities of the mediator ontology (global ontology) and the federated site ontologies (local ontologies). A very rich set of mapping types, based on Description Logic semantics, is supported. The SPARQL queries which are posed over the global ontology are decomposed, rewritten, and then submitted to the federated sources. The rewritten SPARQL queries are locally evaluated and the results are returned to the mediator. We describe the formal modeling of executable mappings (i.e. mappings that can be used in SPARQL query rewriting), as well as the theoretic and implementation aspects of SPARQL query rewriting. Finally, we describe the implementation of a system supporting the mediation process.

Acknowledgements

I would like to thank my supervisor, Prof. Stavros Christodoulakis, for his encouragement and his continuous guidance and support throughout my research. I would like also to thank him for the important experiences he offered me during my stay at the Laboratory of Distributed Multimedia Information Systems and Applications (MUSIC).

I would like to express my gratitude to the readers of this thesis Mr. Antonios Deligiannakis and Mr. Michail G. Lagoudakis for the time they devoted and their critical evaluation.

My appreciation goes to Nektarios Gioldasis for his supervision and his valuable help regarding this thesis. I am also grateful to Nikos Bikakis for being always ready to offer his help whenever needed.

I would like to thank Chrisa Tsinaraki for the time she devoted mostly in the beginning of my research, as well as the rest staff of the Laboratory for the pleasant environment they provided.

Finally, I wish to thank my brothers Zisis and Dimitris, as well as Eleni and Panagiotis for helping me get through the difficult times, and for all the emotional support, entertainment, and caring they provided.

Konstantinos E. Makris
Technical University of Crete
July 2010

Contents

List of Tables	vii
List of Figures	viii
1 Introduction	1
2 Background	3
2.1 Resource Description Framework and Schema (RDF/S)	3
2.2 Web Ontology Language (OWL)	7
2.3 SPARQL query language	11
2.3.1 SPARQL syntax	11
2.3.2 Graph patterns	13
2.3.3 Query forms	16
2.3.4 Solution sequence modifiers	20
2.3.5 Semantics of SPARQL graph pattern expressions	23
2.4 Jena framework	26
3 Related Work	27
3.1 Ontology mapping	27
3.2 SPARQL query rewriting	28
4 Ontology mapping model	31
4.1 Motivating example	31
4.2 Abstract syntax and semantics	37
4.3 Ontology mapping types	44
4.4 Mapping representation	45
4.4.1 General structure	47
4.4.2 Mapping representation examples	51
5 SPARQL query rewriting overview	55
6 Data Triple Pattern rewriting	59
6.1 Rewriting based on triple pattern's subject part	60

6.2	Rewriting based on triple pattern's object part	61
6.3	Rewriting based on triple pattern's predicate part	68
6.4	Combination examples	73
7	Schema Triple Pattern rewriting	81
7.1	Rewriting based on triple pattern's subject part	86
7.2	Rewriting based on triple pattern's object part	93
8	Graph pattern rewriting	101
9	Implementation	113
10	Conclusion	115
	Bibliography	116
A	Semantics of property relationships	121
A.1	Equivalence/subsumption between properties in OWL	121
A.2	Equivalence/subsumption between properties in our framework	122
B	Data Triple Pattern rewriting correctness	123
B.1	Proof of Lemma 6.1	125
B.2	Proof of Lemma 6.2	126
B.3	Proof of Lemma 6.3	132
C	Mapping representation ontology	143
D	Mapping representation example	155

List of Tables

Table 2.1	Notation used for the definition of SPARQL graph pattern semantics	24
Table 4.1	Class constructors	38
Table 4.2	Class constructors (continued from Table 4.1)	39
Table 4.3	Object property constructors	40
Table 4.4	Object property constructors (continued from Table 4.3)	41
Table 4.5	Datatype property constructors	41
Table 4.6	Datatype property constructors (continued from Table 4.5)	42
Table 4.7	Terminological and assertional axioms	43
Table 4.8	Class mapping examples	46
Table 4.9	Object property mapping examples	46
Table 4.10	Datatype property mapping examples	46
Table 4.11	Individual mapping examples	46
Table 5.1	Triple pattern categorization example	56
Table 6.1	Notation used for the Data Triple Pattern rewriting functions	60
Table 7.1	Class axioms used for the rewriting of Schema Triple Patterns	85
Table 7.2	Property axioms used for the rewriting of Schema Triple Patterns . .	85
Table 7.3	Notation used for the Schema Triple Pattern rewriting functions . . .	86
Table B.1	Notation used for Data triple pattern rewriting proofs	124

List of Figures

Figure 2.1	RDF graph representation example	6
Figure 4.1	Semantically Overlapping Ontologies	32
Figure 4.2	Class mapping using an equivalence relationship	33
Figure 4.3	Class mapping using a subsumption relationship	33
Figure 4.4	Class mapping using a union operation	33
Figure 4.5	Class mapping using union and intersection operations	34
Figure 4.6	Class mapping using a property restriction	34
Figure 4.7	Class mapping using property restrictions	35
Figure 4.8	Mapping between two individuals	35
Figure 4.9	Mapping between two datatype properties	35
Figure 4.10	Object property mapping using a domain restriction	36
Figure 4.11	Object property mapping using an inverse operation	36
Figure 4.12	Datatype property mapping using a union operation	37
Figure 4.13	Datatype property mapping using a composition operation	37
Figure 9.1	System reference architecture	113

Chapter 1

Introduction

Data access from distributed autonomous web resources needs to take into account the data semantics at the conceptual level. Assuming that the resources are organized and accessed with the same model and language, a straightforward approach to semantic interoperability is to adhere to a common conceptualization (i.e. a global ontological conceptualization). However, in real-world environments, independent institutions often do not adhere to common standards. Attempts to find an agreement for a common conceptualization often results in semantically weak minimum consensus schemes (e.g. the Dublin Core [28]) or models with extensive and complex semantics (e.g. the CIDOC/CRM [12]). Moreover, it is not often feasible for cooperating institutions to agree on a certain model or apply an existing standard because they often already have their own proprietary conceptualizations. In this environment, query mediation over mapped ontologies has become a major research challenge since it allows uniform semantic information retrieval and at the same time permits diversification on individual conceptualizations followed by distributed federated information sources.

A mediator architecture is a common approach in information integration systems [42]. Mediated query systems represent a uniform data access solution by providing a single point for querying access to various data sources. A mediator contains a global query processor which is used to send sub-queries to local data sources. The local query results are then combined and returned back to the query processor. Its main benefit is that the query formulation process becomes independent of the mediated data sources requiring from end-users to be aware only of their own conceptualization of the knowledge domain.

In this thesis, we describe a mediator based methodology and system for integrating information from federated OWL/RDF knowledge bases. The mediator uses mappings between the OWL [3] ontology of the mediator (global ontology) and the federated site ontologies (local ontologies). SPARQL [33] queries posed over the mediator, are decomposed and rewritten in order to be submitted over the federated sites. The SPARQL

queries are locally evaluated and the results are returned to the mediator site. In this thesis we focus on the following research issues:

- determination of the different mapping types, which can be used in SPARQL query rewriting
- modeling of the mappings between the global ontology and the local ontologies
- rewriting of the SPARQL queries posed over the global ontology in terms of the local ontologies

Regarding the task of mapping modeling, the focus of this work is on the semantics and syntax of the ontology executable mappings. For identifying and describing such mappings, we define a formal grammar for mapping definition.

Based on these mapping types we provide a complete set of graph pattern rewriting functions that cover all the SPARQL grammar variations and can be used in the process of query rewriting for local ontologies. These functions are generic and can be used for SPARQL query rewriting over any overlapping ontology set. We show that the provided functions are semantics preserving, in the sense that each rewriting step that we perform (in order to rewrite the initial query) preserves the mapping semantics.

Contribution. The main contributions of this thesis are summarized as follows:

- A model for the expression of mappings between OWL DL ontologies in the context of SPARQL query rewriting. This mapping model consists of a formal grammar for the mapping definition and a formal specification of the mappings semantics.
- A generic formal methodology for the SPARQL query rewriting process, based on a set of mappings between OWL ontologies.
- A system implementation of the proposed methodology.

Outline. The rest of this thesis is organized as follows: An introduction to the standards and the technologies used for this thesis is presented in Chapter 2. The related work is discussed in Chapter 3. The mapping model which has been developed in order to express the mappings between the OWL ontologies is described in Chapter 4. The SPARQL query rewriting process is described comprehensively in Chapters 5, 6, 7 and 8. The implementation of the system that supports the query rewriting is discussed in Chapter 9. Finally, Chapter 10 concludes our work.

Chapter 2

Background

In this chapter we present the standards used in this thesis, as well as the technologies used for the implementation of our SPARQL query rewriting framework. Section 2.1 presents RDF/S, the standard language for representing information about resources in the World Wide Web. Section 2.2 presents OWL, the standard language for defining and instantiating Web ontologies. Section 2.3 presents SPARQL, the standard query language for RDF. Finally, Section 2.4 presents Jena, an open source Java framework for building Semantic Web applications.

From this point forward we consider the following namespaces:

- RDF namespace: `rdf` = `http://www.w3.org/1999/02/22-rdf-syntax-ns#`
- RDF Schema namespace: `rdfs` = `http://www.w3.org/2000/01/rdf-schema#`
- XML Schema namespace: `xsd` = `http://www.w3.org/2001/XMLSchema#`
- OWL namespace: `owl` = `http://www.w3.org/2002/07/owl#`
- Bookstore namespace (used in examples): `ns` = `http://example.org/Bookstore#`

2.1 Resource Description Framework and Schema Language (RDF/S)

The Resource Description Framework (RDF) [27] is the standard language for representing information about resources in the World Wide Web. RDF is based on the idea of identifying things using Web identifiers (called Internationalized Resource Identifiers, or IRIs [13]). IRIs are a generalization of URIs and are fully compatible with URIs and URLs.

The atomic constructs of RDF are statements, which are triples (subject, predicate, object) consisting of the resource (the subject) being described, a property (the predicate), and a property value (the object).

Example 2.1. The assertion of the following RDF triples mean that the resource `book1`, under the namespace `ns`, has a property `title` under the same namespace, with value “Database Systems”.

```
@prefix ns: <http://example.org/Bookstore#> .
ns:book1 ns:title "Database Systems" .
```

It is worth to mention that in triple format IRI references are designated using the ‘<’ and ‘>’ delimiters. Moreover, the `@prefix` keyword associates a prefix label with an IRI. A prefixed name is a prefix label and a local part, separated by a colon ‘:’. A prefixed name is mapped to an IRI by concatenating the IRI associated with the prefix and the local part.

RDF can be expressed in a variety of formats including RDF/XML. However, in this thesis we use the triple form. Data values in RDF are represented by so-called *literals*. The value of every literal is generally described by a sequence of characters. The interpretation of such sequences is determined based on a given datatype (XML Schema datatype mainly). In triple form, the syntax for literals is a string (enclosed in double quotes, "..."), with an optional datatype IRI (introduced by ^^).

Example 2.2. The assertion of the following RDF triples mean that the resource `book1` under the namespace `ns`, has a property `price` under the same namespace, with value 27.

```
@prefix ns: <http://example.org/Bookstore#> .
@prefix xsd: <http://www.w3.org/2001/XMLSchema#> .
ns:book1 ns:price "27"^^xsd:integer .
```

The `xsd:integer` part of the literal `"27"^^xsd:integer` is the XML Schema datatype for integers.

Resources in RDF may be anonymous (i.e. not identified by an IRI). Such resources are called *blank nodes*. In triple form, a blank node is indicated by the label form, such as “_:abc”.

Definition 2.1 (RDF Triple). Let I be the set of IRIs, L be the set of the RDF Literals, and B be the set of the blank nodes. A triple $(s, p, o) \in (I \cup B) \times I \times (I \cup B \cup L)$ is called an RDF triple, where s , p , and o are a subject, predicate, and object, respectively.

Example 2.3. The assertion of the following RDF triples mean that something has an author whose value is “Jeffrey D. Ullman”.

```
@prefix ns: <http://example.org/Bookstore#> .
_:a ns:author "Jeffrey D. Ullman" .
```

A collection of RDF statements (RDF triples) can be intuitively understood as a directed labeled graph, where resources are nodes and statements are arcs (from the subject node to the object node) connecting the nodes. It is worth to mention that a relational data model is easily mapped into this form, with a node corresponding to a table row or primitive value, and an arc corresponding to a column identifier.

Definition 2.2 (RDF Graph). *An RDF graph G is a set of RDF triples.*

Example 2.4. The assertion of the following RDF triples means that “Jeffrey D. Ullman” is an author of a book entitled “Database Systems” whose publisher is “Prentice Hall”.

```
@prefix ns: <http://example.org/Bookstore#> .
@prefix rdf: <http://www.w3.org/1999/02/22-rdf-syntax-ns#> .

ns:book1 rdf:type ns:Publication .
ns:book1 ns:author "Jeffrey D. Ullman" .
ns:book1 ns:title "Database Systems" .
ns:book1 ns:publisher "Prentice Hall" .
```

Figure 2.1 shows the representation of the above RDF triples as a directed graph. Moreover, the graph of Figure 2.1 can be represented as a tuple in a relational data model, as follows:

ns:Publication			
id	ns:title	ns:author	ns:publisher
ns:book1	"Database Systems"	"Jeffrey D. Ullman"	"Prentice Hall"

RDF provides a number of additional capabilities, such as built-in types and properties for representing groups of resources and simple RDF statements. These types and properties are described using a set of reserved words (prefixed `http://www.w3.org/1999/02/22-rdf-syntax-ns#`) called the RDF vocabulary. However, RDF user communities also need the ability to define the vocabularies (terms) they intend to use in those statements,

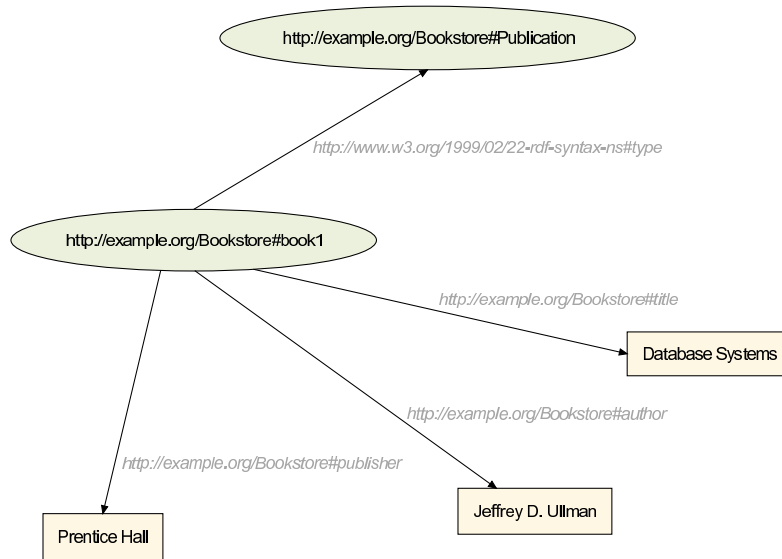


Figure 2.1: RDF graph representation example.

specifically, to indicate that they are describing specific kinds or classes of resources, and to use specific properties in describing those resources. Consequently, the RDFS vocabulary came to build on the limited vocabulary of RDF.

RDFS (RDF Schema) [27], [8] is an extension of RDF designed to describe relationships between resources and/or resources using a set of reserved words (prefixed `http://www.w3.org/2000/01/rdf-schema#`) called the RDFS vocabulary. It describes constructs for types of objects (classes), relating types to one another (subclasses), properties that describe objects (properties), and relationships between them (subproperty). The class system in RDFS includes a simple notion of inheritance, based on set inclusion. For example, one class is a subclass of another means that instances of the one are also instances of the other.

A class in RDFS corresponds to the generic concept of a type or category, somewhat like the notion of a class in object-oriented programming languages such as Java, and is defined using the construct `rdfs:Class`. RDF classes can be used to represent almost any category of resources, such as Web pages, people, document types, databases or abstract concepts. The resources that belong to a class are called its instances. Classes can be organized in a hierarchical fashion using the construct `rdfs:subClassOf`.

A property in RDFS is used to characterize a class/classes and is defined using the construct `rdf:Property`. The RDFS also provides a vocabulary used to describe how properties and classes are intended to be used together in RDF data. This kind of information is supplied by using the `rdfs:domain` and `rdfs:range` constructs. Similarly to classes, RDFS provides a way to specialize properties by using the construct `rdfs:subPropertyOf`.

Moreover, RDFS provides a number of other built-in properties which can be used to provide documentation and other information about an RDF Schema or about instances. For example, the construct `rdfs:comment` can be used to provide a human-readable description of a resource, while the construct `rdfs:label` can be used to provide a more human-readable version of a resource's name.

Finally, the semantics of RDFS is expressed through the mechanism of inferencing (i.e. the meaning of any construct in RDFS is given by the inferences that can be inferred from it).

2.2 Web Ontology Language (OWL)

OWL [3] is the standard language for defining and instantiating Web ontologies. OWL and RDFS are much of the same thing, but OWL is a stronger language with greater machine interpretability than RDFS. Moreover, OWL comes with a larger vocabulary and stronger syntax than RDFS. For example, OWL provides constructs to define property restrictions using value/cardinality constraints, as well as constructs to define complex classes using basic set operations (union, intersection and complement). It provides three increasingly expressive sublanguages designed for use by specific communities of implementers and users. These sublanguages are characterised by formal semantics and RDF/XML-based serializations for the Semantic Web.

- *OWL Lite* supports those users primarily needing a classification hierarchy and simple constraints. OWL Lite has a lower formal complexity than OWL DL. For example, it does not support the definition of complex classes using the union/complement operations. Moreover, while it supports cardinality constraints, it only permits cardinality values of 0 or 1.
- *OWL DL* supports those users who want the maximum expressiveness while retaining computational completeness (all conclusions are guaranteed to be computable) and decidability (all computations will finish in finite time). OWL DL includes all OWL language constructs, but they can be used only under certain restrictions (for example, while a class may be a subclass of many classes, a class cannot be an instance of another class). OWL DL is so named due to its correspondence with Description Logics, a field of research that has studied the logics that form the formal foundation of OWL.
- *OWL Full* is meant for users who want maximum expressiveness and the syntactic freedom of RDF with no computational guarantees. For example, in OWL Full a class can be treated simultaneously as a collection of individuals and as an individual in its own right. It is unlikely that any reasoning software will be able to support every feature of OWL Full.

Each of these sublanguages is an extension of its simpler predecessor, both in what can be legally expressed and in what can be validly concluded. The following set of relations hold, while their inverses do not.

- Every valid OWL Lite ontology is a valid OWL DL ontology.
- Every valid OWL DL ontology is a valid OWL Full ontology.
- Every valid OWL Lite conclusion is a valid OWL DL conclusion.
- Every valid OWL DL conclusion is a valid OWL Full conclusion.

Languages in the OWL family are capable of creating *classes*, *properties*, defining *instances* and its operations. The resources in the OWL vocabulary have IRI references with the prefix `http://www.w3.org/2002/07/owl#`.

An *individual* is an object. It corresponds to a Description Logic individual. OWL provides mechanisms in order to declare two individuals to be identical or different, by using the `owl:sameAs` and `owl:differentFrom` constructors, respectively.

A *class* (defined by using the construct `owl:Class`) is a collection of objects. It corresponds to a Description Logic (DL) concept and may contain any number of individuals, instances of the class. An individual may belong to none, one or more classes. A class may be defined to be subclass of another (using the construct `rdfs:subClassOf`), inheriting characteristics from its parent superclass. This corresponds to logical subsumption and DL concept inclusion. All classes are subclasses of `owl:Thing` (DL *top* notated \top), the root class. All classes are subclassed by `owl:Nothing` (DL *bottom* notated \perp), the empty class. Similarly, two classes may be defined to be equivalent (using the construct `owl:equivalentClass`), indicating that these two classes have precisely the same instances. This corresponds to logical equivalence and DL concept equality.

Example 2.5. Let `Product` be an OWL class and let `HalloweenAudioCD` be an instance of `Product`. Similarly, let `Book` be an OWL class and let `DatabaseSystems` be an instance of `Book`. The RDF/XML syntax used to define these statements is provided below.

```
<owl:Class rdf:ID="Product"/>
<owl:Class rdf:ID="Book"/>

<Product rdf:ID="HalloweenAudioCD"/>
<Book rdf:ID="DatabaseSystems"/>
```

Example 2.6. Consider the classes and the instances defined in the previous example. Moreover, let the class `Book` be subclass of the class `Product`. The RDF/XML syntax used to define this statement is provided below.


```

<owl:Class rdf:ID="Product"/>
<owl:Class rdf:ID="Book">
  <rdfs:subClassOf rdf:resource="#Product"/>
</owl:Class>

<Product rdf:ID="HalloweenAudioCD"/>
<Book rdf:ID="DatabaseSystems"/>

```

By defining that the class **Book** is a subclass of the class **Product**, we implicitly infer that every instance of the class **Book** is also an instance of the class **Product**. Consequently, **DatabaseSystems** which has been defined as an instance of the class **Book**, is also an instance of the class **Product**.

OWL provides additional constructors with which to form classes. These constructors can be used to create so-called class expressions. OWL supports the basic set operations, namely union, intersection and complement. These are named `owl:unionOf`, `owl:intersectionOf`, and `owl:complementOf`, respectively. Additionally, classes can be enumerated by defining explicitly the individuals which are members of a class (i.e. class extension). Class extensions can be stated explicitly by means of the `owl:oneOf` constructor. Furthermore, it is possible to assert that class extensions must be disjoint (using the construct `owl:disjointWith`).

A *property* is a directed binary relation that specifies class characteristics. It corresponds to a Description Logic role. A property may be defined to be subproperty of another (using the construct `rdfs:subPropertyOf`), inheriting characteristics from its parent superproperty. Similarly, two properties may be defined to be equivalent, using the construct `owl:equivalentProperty`. Two types of properties are distinguished:

- *Datatype properties* are relations between instances of classes (i.e. individuals) and RDF literals or XML schema datatypes. A datatype property is defined by using the construct `owl:DatatypeProperty`.
- *Object properties* are relations between instances of two classes (i.e. individuals). An object property is defined by using the construct `owl:ObjectProperty`.

Properties may possess logical capabilities such as being transitive, symmetric, inverse and functional. Properties may also have domains and ranges. It is possible to constrain the range of a property in specific contexts in a variety of ways, by using either cardinality or value restrictions.

Example 2.7. Consider the classes and the instances defined in the previous example. Let the class **Product** have a datatype property **price**. This infers that the instances of

the classes `Product` and `Book` can be described using the datatype property `price`, since `Book` is a subclass of `Product`. Furthermore, let the datatype property `price` range over the XML Schema datatype `xsd:decimal`. The RDF/XML syntax used to define these statements is provided below.

```
<owl:Class rdf:ID="Product"/>
<owl:Class rdf:ID="Book">
  <rdfs:subClassOf rdf:resource="#Product"/>
</owl:Class>

<owl:DatatypeProperty rdf:ID="price">
  <rdfs:domain rdf:resource="#Product"/>
  <rdfs:range rdf:resource="&xsd;decimal"/>
</owl:DatatypeProperty>

<Product rdf:ID="HalloweenAudioCD">
  <price rdf:datatype="&xsd;decimal">15.30</price>
</Product>
<Book rdf:ID="DatabaseSystems">
  <price rdf:datatype="&xsd;decimal">57.90</price>
</Book>
```

Example 2.8. Consider the classes, the properties and the instances defined in the previous example. Let the class `Book` have an object property `publisher`. Moreover, let the object property `publisher` range over an OWL class `Publisher`. Similarly, let an object property `publishes` be the inverse of the object property `publisher`, having as domain the instances of the class `Publisher` and as range the instances of the class `Book`. The RDF/XML syntax used to define these statements is provided below.

```
<owl:Class rdf:ID="Product"/>
<owl:Class rdf:ID="Book">
  <rdfs:subClassOf rdf:resource="#Product"/>
</owl:Class>
<owl:Class rdf:ID="Publisher"/>

<owl:DatatypeProperty rdf:ID="price">
  <rdfs:domain rdf:resource="#Product"/>
  <rdfs:range rdf:resource="&xsd;decimal"/>
</owl:DatatypeProperty>
```

```

<owl:ObjectProperty rdf:ID="publisher">
  <rdfs:domain    rdf:resource="#Book"/>
  <rdfs:range     rdf:resource="#Publisher"/>
  <owl:inverseOf  rdf:resource="#publishes"/>
</owl:ObjectProperty>
<owl:ObjectProperty rdf:ID="publishes">
  <rdfs:domain    rdf:resource="#Publisher"/>
  <rdfs:range     rdf:resource="#Book"/>
  <owl:inverseOf  rdf:resource="#publisher"/>
</owl:ObjectProperty>

<Product rdf:ID="HalloweenAudioCD">
  <price rdf:datatype="&xsd;decimal">15.30</price>
</Product>
<Book rdf:ID="DatabaseSystems">
  <price rdf:datatype="&xsd;decimal">57.90</price>
</Book>

```

2.3 SPARQL query language

This section presents SPARQL [33], the standard language for querying RDF data. Section 2.3.1 presents the syntax used by SPARQL for RDF terms and triple patterns, while Section 2.3.2, Section 2.3.3 and Section 2.3.4 present the SPARQL graph patterns, the query forms and the solution sequence modifiers of SPARQL, respectively. Finally, Section 2.3.5 presents the semantics of SPARQL graph pattern expressions based on [32].

2.3.1 SPARQL syntax

This section presents the syntax used by SPARQL for RDF terms and triple patterns.

Syntax for IRIs

IRI references are designated using the '`<`' and '`>`' delimiters. The **PREFIX** keyword can be used to associate a prefix label with an IRI. A prefixed name is a prefix label and a local part, separated by a colon '`:`'. A prefixed name is mapped to an IRI by concatenating the IRI associated with the prefix and the local part. The prefix label or the local part may be empty.

The following fragments are some of the different ways to write the same IRI:

1. `<http://example.org/Bookstore#DatabaseSystems>`
2. `PREFIX ns: <http://example.org/Bookstore#>`
`ns:DatabaseSystems`
3. `PREFIX : <http://example.org/Bookstore#>`
`:DatabaseSystems`

Syntax for literals

The general syntax for literals is a string (enclosed in either double quotes, "...", or single quotes, '...'), with either an optional language tag (introduced by @) or an optional datatype IRI or prefixed name (introduced by ^^).

As a convenience, integers can be written directly (without quotation marks and an explicit datatype IRI) and are interpreted as typed literals of the XML Schema datatype `xsd:integer`. Furthermore, decimal numbers for which there is '.' in the number but no exponent are interpreted as `xsd:decimal` and numbers with exponents are interpreted as `xsd:double`. Values of type `xsd:boolean` can also be written as `true` or `false`.

Examples of literal syntax in SPARQL include:

1. `"chat"`
2. `'chat'@fr` with language tag `"fr"`
3. `"xyz"^^<http://example.org/ns/userDatatype>`
4. `1`, which is the same as `"1"^^xsd:integer`
5. `1.3`, which is the same as `"1.3"^^xsd:decimal`
6. `1.0e6`, which is the same as `"1.0e6"^^xsd:double`
7. `true`, which is the same as `"true"^^xsd:boolean`
8. `false`, which is the same as `"false"^^xsd:boolean`

Syntax for query variables

Query variables in SPARQL queries have global scope. Consequently, the use of a given variable name anywhere in a query identifies the same variable. Variables are prefixed by either "?" or "\$". These two symbols are not considered part of the variable's name. In a query, `$abc` and `?abc` identify the same variable.

Syntax for blank nodes

Blank nodes in SPARQL queries act as non-distinguished variables and not as references to specific blank nodes in the data being queried. Blank nodes are indicated by the label form, such as “_:abc”.

Syntax for triple patterns

Let I be the set of IRIs, L be the set of the RDF Literals, and B be the set of the blank nodes. Assume additionally the existence of an infinite set V of variables disjoint from the previous sets (I, B, L) .

Definition 2.3 (Triple pattern). *A triple $(s, p, o) \in (I \cup L \cup V) \times (I \cup V) \times (I \cup L \cup V)$ is called a triple pattern, where s , p , and o are a subject, predicate, and object, respectively.*

Triple Patterns are written as a whitespace-separated list of a subject, predicate and object. Triple patterns are like RDF triples except that each of the subject, predicate and object may be a variable. Some triple pattern examples are the following:

1. `<http://example.org/Bookstore#DatabaseSystems> ns:title ?title`

The above triple pattern contains the resource identifier `http://example.org/Bookstore#DatabaseSystems` in its subject part, the property `title` under the prefix `ns` in its predicate part and the variable `title` in its object part.

2. `?x foaf:name "Kostas"`

The above triple pattern contains the variable `x` in its subject part, the property `name` under the prefix `foaf` in its predicate part and the literal `Kostas` in its object part.

3. `?x ?y "55.30"^^xsd:decimal`

The above triple pattern contains the variable `x` in its subject part, the variable `y` in its predicate part and the literal `"55.30"^^xsd:decimal` in its object part.

4. `?s ?p ?o`

The above triple pattern contains the variable `s` in its subject part, the variable `p` in its predicate part and the variable `o` in its object part.

2.3.2 Graph patterns

SPARQL is based around graph pattern matching. More complex graph patterns can be formed by combining smaller patterns in various ways.

Definition 2.4 (Graph pattern). *A SPARQL graph pattern expression is defined recursively as follows:*

- *A triple pattern is a graph pattern.*
- *If P_1 and P_2 are graph patterns, then expressions $(P_1 \text{ AND } P_2)$, $(P_1 \text{ OPT } P_2)$, and $(P_1 \text{ UNION } P_2)$ are graph patterns (group graph pattern, optional graph pattern, and alternative graph pattern, respectively).*
- *If P is a graph pattern and R is a SPARQL built-in condition, then the expression $(P \text{ FILTER } R)$ is a graph pattern (a filter graph pattern).*

We note that a SPARQL built-in condition is constructed using IRIs, RDF literals, variables and constants, as well as logical connectives (and - &&, or - ||, not - !), operators ($=$, \neq , $>$, $<$, \geq , \leq , $+$, $-$, $$, $/$) and built-in functions (e.g. `bound`, `isIRI`, `isLiteral`, `datatype`, `lang`, `str`, `regex`).*

In the rest of this subsection we analyze the different types of SPARQL graph pattern expressions.

Basic graph patterns

Basic graph patterns are sets of triple patterns. SPARQL graph pattern matching is defined in terms of combining the results from matching basic graph patterns. A sequence of triple patterns interrupted by a filter comprises a single basic graph pattern. Filters are constraints expressed by the keyword `FILTER`, which are used to restrict the graph pattern solutions to those for which the filter expression evaluates to `true`.

A filter is consisted of a SPARQL built-in condition, which is constructed using IRIs, RDF literals, variables and constants, as well as logical connectives (and - &&, or - ||, not - !), operators ($=$, \neq , $>$, $<$, \geq , \leq , $+$, $-$, $*$, $/$) and built-in functions (e.g. `bound`, `isIRI`, `isLiteral`, `datatype`, `lang`, `str`, `regex`).

Definition 2.5 (Basic graph pattern). *A finite sequence of conjunctive triple patterns (separated with “.”) and possible filters is called basic graph pattern.*

Some basic graph pattern examples are the following:

1. `?x ns:title ?title .`
`?x ns:price "62"^^xsd:decimal .`
2. `?x ns:title "Database Systems" .`
`?x ns:price ?price .`
`FILTER(?price>50)`

Group graph patterns

The group graph pattern is the most general form of a graph pattern, since it may contain every other graph pattern type. A group graph pattern is delimited with braces (`{}`). A group graph pattern example is the following:

```
{ ?x ns:title "Database Systems" .
  ?x ns:author ?author . }
```

The above group graph pattern is consisted of two triple patterns and is considered to be equivalent with the following:

```
{ { ?x ns:title "Database Systems" . }
  { ?x ns:author ?author . } }
```

A constraint, expressed by the keyword `FILTER`, is a restriction on the solutions over the whole group in which the filter appears. The following patterns all have the same solutions:

1.

```
{ ?x ns:title ?title .
  ?x ns:price ?price .
  FILTER (?price<60) }
```
2.

```
{ FILTER (?price<60)
  ?x ns:title ?title .
  ?x ns:price ?price . }
```
3.

```
{ ?x ns:title ?title .
  FILTER (?price<60)
  ?x ns:price ?price . }
```

Optional graph patterns

Basic graph patterns allow applications to make queries where the entire query pattern must match for there to be a solution. However, it is useful to be able to have queries that allow information to be added to the solution where the information is available, but do not reject the solution because some part of the query pattern does not match. Optional matching provides this facility: if the optional part does not match, it creates no bindings but does not eliminate the solution.

Optional parts of a graph pattern may be specified syntactically with the `OPTIONAL` keyword applied to a graph pattern. A graph pattern example that contains an optional part is the following:

```
?x foaf:name ?name .
OPTIONAL{ ?x foaf:mbox ?mbox }
```

In an optional match, either the optional graph pattern matches a graph, thereby defining and adding bindings to one or more solutions, or it leaves a solution unchanged without adding any additional bindings. The above graph pattern matches the names of people in the data. If there is a triple with predicate `foaf:mbox` and the same subject, a solution will contain the object of that triple as well. The entire optional graph pattern must match for the optional graph pattern to affect the query solution.

Alternative graph patterns

SPARQL provides a means of combining graph patterns so that one of several alternative graph patterns may match. If more than one of the alternatives matches, all the possible pattern solutions are found. Pattern alternatives are syntactically specified with the `UNION` keyword. An alternative graph pattern example is the following:

```
{ { ?book ns1:title ?title } UNION { ?book ns2:title ?title } }
```

The above graph pattern matches `titles` and `books` in the data, whether the property `title` is under the namespace `ns1` or `ns2`.

2.3.3 Query forms

SPARQL has four query forms. These query forms use the solutions from pattern matching to form result sets or RDF graphs. The query forms are:

Select

The `SELECT` query form returns variables and their bindings directly. The syntax `SELECT *` is an abbreviation that selects all of the variables in a query.

Example 2.9. Consider the query posed over an RDF dataset: “Return the titles and the prices of books written by Jeffrey D. Ullman”.

- RDF data:

```
@prefix ns: <http://example.org/Bookstore#> .
@prefix xsd: <http://www.w3.org/2001/XMLSchema#> .

_:a ns:title    "Database Systems" .
_:a ns:author   "Jeffrey D. Ullman" .
_:a ns:price    "62"^^xsd:decimal .
_:b ns:title    "Foundations of Computer Science" .
_:b ns:author   "Jeffrey D. Ullman" .
_:b ns:price    "35.40"^^xsd:decimal .
```



```
_:c ns:title    "Ontology Matching" .
_:c ns:author   "Jérôme Euzenat" .
_:c ns:price    "55.30"^^xsd:decimal .
```

- Query:

```
@PREFIX ns: <http://example.org/Bookstore#> .
```

```
SELECT ?title ?price
WHERE {?x ns:title  ?title .
      ?x ns:price   ?price .
      ?x ns:author  ?y .
      FILTER (?y = "Jeffrey D. Ullman")}
```

- Results:

?title	?price
"Database Systems"	"62"^^xsd:decimal
"Foundations of Computer Science"	"35.40"^^xsd:decimal

Construct

The **CONSTRUCT** query form returns an RDF graph constructed by substituting variables in a set of triple templates. If any instantiation produces a triple containing an unbound variable or an illegal RDF construct, such as a literal in subject or predicate position, then that triple is not included in the output RDF graph.

Example 2.10. Consider the query posed over an RDF dataset: “Return an RDF graph based on the **foaf** vocabulary, while the queried RDF dataset is based on the **ns** vocabulary”.

- RDF data:

```
@prefix ns: <http://example.org/Bookstore#> .
```

```
_:a ns:title    "Database Systems" .
_:a ns:author    _:b .
_:b ns:givenName "Jeffrey" .
_:b ns:familyName "D. Ullman" .
_:c ns:title    "Ontology Matching" .
```

```
_:c ns:author      _:d .
_:d ns:givenName   "Jérôme" .
_:d ns:familyName  "Euzenat" .
```

- Query:

```
@PREFIX ns: <http://example.org/Bookstore#> .
@PREFIX foaf: <http://xmlns.com/foaf/0.1/> .
```

```
CONSTRUCT{?x foaf:firstname ?gname .
           ?x foaf:surname   ?fname .}
WHERE {?x ns:givenName  ?gname .
       ?x ns:familyName ?fname .}
```

- Results:

```
@prefix foaf: <http://xmlns.com/foaf/0.1/> .

_:e foaf:firstname "Jeffrey" .
_:e foaf:surname   "D. Ullman" .
_:f foaf:firstname "Jérôme" .
_:f foaf:surname   "Euzenat" .
```

Ask

The ASK query form returns no information about the possible query solutions, just whether or not a solution exists.

Example 2.11. Consider the query posed over an RDF dataset: “Return whether there are any cheap books (i.e. price lower than 30) or not”.

- RDF data:

```
@prefix ns: <http://example.org/Bookstore#> .
@prefix xsd: <http://www.w3.org/2001/XMLSchema#> .

_:a ns:title      "Database Systems" .
_:a ns:author      "Jeffrey D. Ullman" .
_:a ns:price        "62"^^xsd:decimal .
_:b ns:title        "Ontology Matching" .
_:b ns:author        "Jérôme Euzenat" .
_:b ns:price         "55.30"^^xsd:decimal .
```

- Query:

```
@PREFIX ns: <http://example.org/Bookstore#> .
```

```
ASK{?x ns:price ?price .
  FILTER (?price < 30)}
```

- Results: no

Describe

The **DESCRIBE** query form returns a single result RDF graph containing RDF data about resources. This data is not prescribed by a SPARQL query, where the query client would need to know the structure of the RDF in the data source, but, instead, is determined by the SPARQL query processor. The **DESCRIBE** query form takes each of the resources identified in a solution, together with any resources directly named by using an IRI, and assembles a single RDF graph by taking a “description” which can come from any information available including the target RDF dataset. The syntax **DESCRIBE *** is an abbreviation that describes all of the variables in a query.

Example 2.12. Consider the query posed over an RDF dataset: “Describe a resource with title Database Systems”.

- RDF data:

```
@prefix ns: <http://example.org/Bookstore#> .
@prefix xsd: <http://www.w3.org/2001/XMLSchema#> .
```

```
_:a ns:title    "Database Systems" .
_:a ns:author   "Jeffrey D. Ullman" .
_:a ns:price    "62"^^xsd:decimal .
_:b ns:title    "Ontology Matching" .
_:b ns:author   "Jérôme Euzenat" .
_:b ns:price    "55.30"^^xsd:decimal .
```

- Query:

```
@PREFIX ns: <http://example.org/Bookstore#> .
```

```
DESCRIBE ?x
WHERE {?x ns:title ?title .
  FILTER (?title = "Database Systems")}
```

- Results: (possible answer)

```
@prefix ns: <http://example.org/Bookstore#> .
@prefix xsd: <http://www.w3.org/2001/XMLSchema#> .

_:c ns:title    "Database Systems" .
_:c ns:author   "Jeffrey D. Ullman" .
_:c ns:price    "62"^^xsd:decimal .
```

2.3.4 Solution sequence modifiers

Query patterns generate an unordered collection of solutions. Each solution is a partial function from variables to RDF terms. These solutions are initially treated as a sequence (a solution sequence), in no specific order. In case that any sequence modifiers are applied, a new sequence is created. Finally, this latter sequence is used to generate one of the results of a SPARQL query form.

The solution sequence modifiers may be applied on the **SELECT**, **CONSTRUCT** and **DESCRIBE** query forms. In addition, the **DISTINCT** and **REDUCE** modifiers may be applied only on the **SELECT** query form.

Order by

The **ORDER BY** clause establishes the order of a solution sequence. Furthermore, it is possible to use the **ASC()** and **DESC()** modifiers in order to specify whether the order should be ascending or descending. In case that any **ASC()** or **DESC()** modifier has been specified, the order of the solution sequence is ascending.

For example, the following query lists the solution sequence firstly in ascending order, based on the values of the variable **title**. Regarding the solutions having the same **title** value, they are listed in descending order based on the values of the variable **price**.

```
@PREFIX ns: <http://example.org/Bookstore#> .

SELECT ?title ?price
WHERE { ?x ns:title ?title .
       ?x ns:price ?price . }
ORDER BY ?title DESC (?price)
```

Distinct

The **DISTINCT** clause eliminates duplicate solutions. For example, consider the following queries posed over the same RDF dataset.

- RDF data:

```
@prefix ns: <http://example.org/Bookstore#> .

_:a ns:title   "Database Systems" .
_:a ns:author  "Jeffrey D. Ullman" .
_:b ns:title   "Foundations of Computer Science" .
_:b ns:author  "Jeffrey D. Ullman" .
_:c ns:title   "Ontology Matching" .
_:c ns:author  "Jérôme Euzenat" .
```

- Query 1:

```
@PREFIX ns: <http://example.org/Bookstore#> .

SELECT ?author
WHERE {?x ns:author ?author}
```

- Query 1 Results:

?author
"Jeffrey D. Ullman"
"Jeffrey D. Ullman"
"Jérôme Euzenat"

- Query 2:

```
@PREFIX ns: <http://example.org/Bookstore#> .

SELECT DISTINCT ?author
WHERE {?x ns:author ?author}
```

- Query 2 Results:

?author
"Jeffrey D. Ullman"
"Jérôme Euzenat"

Reduced

The `REDUCED` clause permits a specific number of duplicate solutions. This number is specified by the SPARQL query engine that executes the query and is at least one and not more than the cardinality of the solution set with no `DISTINCT` or `REDUCED` modifier. For example, consider the following query posed over the data provided below.

- RDF data:

```
@prefix ns: <http://example.org/Bookstore#> .

_:a ns:title    "Database Systems" .
_:a ns:author   "Jeffrey D. Ullman" .
_:b ns:title    "Foundations of Computer Science" .
_:b ns:author   "Jeffrey D. Ullman" .
_:c ns:title    "Introduction to Automata and Language Theory" .
_:c ns:author   "Jeffrey D. Ullman" .
```

- Query:

```
@PREFIX ns: <http://example.org/Bookstore#> .

SELECT REDUCED ?author
WHERE {?x ns:author ?author}
```

- Results: May have one, two (shown here) or three solutions.

?author
"Jeffrey D. Ullman"
"Jeffrey D. Ullman"

Limit

The `LIMIT` clause puts an upper bound on the number of solutions returned. If the number of actual solutions is greater than the limit, then at most the limit number of solutions will be returned. A `LIMIT` of zero has no effect.

For example, the following query returns the cheapest books (at most 5 solutions) written by "Jeffrey D. Ullman".

```
@PREFIX ns: <http://example.org/Bookstore#> .

SELECT ?title ?price
```

```

WHERE {?x ns:title ?title .
      ?x ns:price ?price .
      ?x ns:author ?y .
      FILTER (?y = "Jeffrey D. Ullman")}
ORDER BY ?price
LIMIT 5

```

Offset

The **OFFSET** clause causes the solutions generated to start after the specified number of solutions. An **OFFSET** of zero has no effect.

For example, the following query firstly lists the solutions in ascending order based on the variable **price**. Then it skips the initial 10 solutions and returns at most the following 5.

```

@PREFIX ns: <http://example.org/Bookstore#> .

SELECT ?title ?price
WHERE {?x ns:title ?title .
      ?x ns:price ?price .
      ?x ns:author ?y .
      FILTER (?y = "Jeffrey D. Ullman")}
ORDER BY ?price
OFFSET 10
LIMIT 5

```

2.3.5 Semantics of SPARQL graph pattern expressions

In this section we provide an overview of the semantics of SPARQL graph pattern expressions defined in [32], considering a function-based representation of a graph pattern evaluation over an RDF dataset.

In order not to confuse, the notation and the terminology followed in this section is differentiated in some cases, compared to the notation and terminology followed in [32]. In Table 2.1 we provide the notation which is used for defining the semantics of SPARQL graph pattern expressions.

Definition 2.6 (SPARQL graph pattern solution). *A graph pattern solution $\omega : V \rightarrow (I \cup B \cup L)$ is a partial function that assigns RDF terms of an RDF dataset to variables of a SPARQL graph pattern. The domain of ω , $\text{dom}(\omega)$, is the subset of V where ω is defined. The empty graph pattern solution ω_\emptyset is the graph pattern solution with empty domain. The SPARQL graph pattern evaluation result is a set Ω of graph pattern solutions ω .*

Table 2.1: The notation which is used for defining the semantics of SPARQL graph pattern expressions.

Notation	Description
V	The set of variables.
I	The set of IRIs.
B	The set of blank nodes.
L	The set of RDF Literals.
ω	A <i>graph pattern solution</i> $\omega : V \rightarrow (I \cup B \cup L)$.
$\text{dom}(\omega)$	Domain of a <i>graph pattern solution</i> ω (subset of V).
$\text{var}(t)$	The variables of a triple pattern t .
$\omega(t)$	The triple obtained by replacing the variables in triple pattern t according to a <i>graph pattern solution</i> ω (abusing notation).
$\omega \models R$	A <i>graph pattern solution</i> ω satisfies a built-in condition R .
$[[\cdot]]$	Graph pattern evaluation function.
\bowtie	<i>Graph pattern solution</i> -based join.
\Join	<i>Graph pattern solution</i> -based left outer join.
\setminus	<i>Graph pattern solution</i> -based difference.
$\pi_{\{...\}}$	<i>Graph pattern solution</i> -based projection.
\cup	<i>Graph pattern solution</i> -based union.
\cap	Set intersection.
$?x, ?y$	SPARQL variables.
bound	SPARQL unary predicate.
AND, OPT, UNION, FILTER	SPARQL graph pattern operators.
\neg, \vee, \wedge	Logical not, or, and.
$=, \leq, \geq, <, >$	Inequality/equality operators.

Two *graph pattern solutions* ω_1 and ω_2 are compatible when for all $x \in \text{dom}(\omega_1) \cap \text{dom}(\omega_2)$, it is the case that $\omega_1(x) = \omega_2(x)$. Furthermore, two *graph pattern solutions* with disjoint domains are always compatible, and the empty *graph pattern solution* ω_\emptyset is compatible with any other *graph pattern solution*.

Let Ω_1 and Ω_2 be sets of *graph pattern solutions* and \mathcal{J} be a set of SPARQL variables. The join, union, difference, projection and left outer join operations between Ω_1 and Ω_2 are defined as follows:

$$\Omega_1 \bowtie \Omega_2 = \{\omega_1 \cup \omega_2 \mid \omega_1 \in \Omega_1, \omega_2 \in \Omega_2 \text{ are compatible graph pattern solutions}\},$$

$$\Omega_1 \cup \Omega_2 = \{\omega \mid \omega \in \Omega_1 \text{ or } \omega \in \Omega_2\},$$

$$\Omega_1 \setminus \Omega_2 = \{\omega \in \Omega_1 \mid \text{for all } \omega' \in \Omega_2, \omega \text{ and } \omega' \text{ are not compatible}\},$$

$$\pi_{\mathcal{J}}(\Omega_1) = \{\omega \mid \omega' \in \Omega_1, \text{dom}(\omega) = \text{dom}(\omega') \cap \mathcal{J} \text{ and } \forall x \in \text{dom}(\omega), \omega(x) = \omega'(x)\},$$

$$\Omega_1 \bowtie \Omega_2 = (\Omega_1 \bowtie \Omega_2) \cup (\Omega_1 \setminus \Omega_2)$$

The semantics of SPARQL graph pattern expressions is defined as a function $[[\cdot]]_D$ which takes a graph pattern expression and an RDF dataset D and returns a set of *graph pattern solutions* (see Definition 2.8). Refer to Definition 2.7 for the semantics of FILTER expressions, which can be part of a SPARQL graph pattern.

Definition 2.7 (SPARQL FILTER expression evaluation). *Given a graph pattern solution ω and a built-in condition R , we say that ω satisfies R , denoted by $\omega \models R$, if:*

1. R is $\text{bound}(?x)$ and $?x \in \text{dom}(\omega)$;
2. R is $?x \text{ cp } c$, $?x \in \text{dom}(\omega)$ and $\omega(?x) \text{ oprt } c$, where $\text{cp} \rightarrow = | \leq | \geq | < | >$;
3. R is $?x \text{ cp } ?y$, $?x \in \text{dom}(\omega)$, $?y \in \text{dom}(\omega)$ and $\omega(?x) \text{ cp } \omega(?y)$, where $\text{cp} \rightarrow = | \leq | \geq | < | >$;
4. R is $(\neg R_1)$, R_1 is a built-in condition, and it is not the case that $\omega \models R_1$;
5. R is $(R_1 \vee R_2)$, R_1 and R_2 are built-in conditions, and $\omega \models R_1$ or $\omega \models R_2$;
6. R is $(R_1 \wedge R_2)$, R_1 and R_2 are built-in conditions, $\omega \models R_1$ and $\omega \models R_2$.

Definition 2.8 (SPARQL graph pattern evaluation). *Let D be an RDF dataset over $(I \cup B \cup L)$, t a triple pattern, P , P_1 , P_2 graph patterns and R a built-in condition. The evaluation of a graph pattern over D , denoted by $[[\cdot]]_D$, is defined recursively as follows:*

1. $[[t]]_D = \{\omega \mid \text{dom}(\omega) = \text{var}(t) \text{ and } \omega(t) \in D\}$
2. $[[(P_1 \text{ AND } P_2)]]_D = [[P_1]]_D \bowtie [[P_2]]_D$
3. $[[(P_1 \text{ OPT } P_2)]]_D = [[P_1]]_D \bowtie [[P_2]]_D$
4. $[[(P_1 \text{ UNION } P_2)]]_D = [[P_1]]_D \cup [[P_2]]_D$
5. $[[(P \text{ FILTER } R)]]_D = \{\omega \in [[P]]_D \mid \omega \models R\}$

For a detailed description of SPARQL semantics and for a complete set of illustrative examples, refer to [32].

2.4 Jena framework

Jena is an open source Java framework for building Semantic Web applications. It provides a programmatic environment for RDF, RDFS, OWL and SPARQL, as well as a rule-based inference engine. More specifically, the Jena framework includes: a RDF API, reading and writing RDF in various formats (RDF/XML, N3 and N-Triples), an OWL API, in-memory and persistent storage and a SPARQL query engine.

Chapter 3

Related Work

In the Semantic Web literature a number of ontology based mediator architectures have been proposed, for example [41], [29]. In the following sections we present the most relevant research to the issues discussed in this thesis.

3.1 Ontology mapping

Ontology mapping is the task of relating the vocabulary of two ontologies by defining a set of correspondences. The correspondences between different entities of the two ontologies are typically expressed using some axioms described in a specific mapping language. The discovery and specification of mappings between two ontologies, is a process which can be achieved in three ways:

- *Manually*: defined by an expert who has a very good understanding of the ontologies to be mapped.
- *Automatically*: using various matching algorithms and techniques which compute similarity measures between different ontology terms.
- *Semi-automatically*: using various matching algorithms and techniques, as well as user feedback.

Many strategies and tools that produce automatically or semi-automatically mappings have been proposed and have their performance analyzed ([20], [24], [38], [10], [17], [14], [31]). Although the automatic or semi-automatic techniques and strategies provide satisfactory results, it is unlikely that the quality of mappings that they produce will be comparable with manually specified mappings. The manual approach for defining mappings is a painful process, although, it can provide declarative and expressive correspondences by exploiting the knowledge of an expert for the two mapped ontologies in many different ways.

In addition to the mapping discovery, the mapping representation is a very important issue for an application that implements a mediation scenario. A set of criteria that should be taken into consideration, in order to decide which language/format should be used for the mapping representation include the following (based on [20]):

- Web compatibility
- Language independence
- Simplicity
- Expressiveness
- Purpose independence
- Executability
- Mediation task

Although, many languages (OWL [3], C-OWL [7], SWRL [22], the Alignment Format [16], MAFRA [25], EDOAL [35], [19], OMWG mapping language [36], etc.) have been proposed for the task of mapping representation, only a few combine the previous criteria. A comparison of some of these languages and formats for mapping specification is available in [20].

In this thesis, we do not focus on the discovery of the mappings between two ontologies. We are only interested in the specification and the representation of the kinds of mappings between OWL ontologies which can be exploited by a query mediation system in order to perform SPARQL query rewriting. In our knowledge, only [18], examines the problem of describing such mapping types but not directly, since it describes which mapping types cannot be used in the rewriting process. In contrast, we present in this thesis concrete mappings that can be used for SPARQL query rewriting.

3.2 SPARQL query rewriting

Within the Semantic Web community, the process of SPARQL query rewriting is gaining attention. It is used to perform various tasks such as query optimization, Description Logic inference, query decomposition, query translation and data integration.

SPARQL query optimization focuses on rewriting techniques that minimize the evaluation complexity using algebraic query rewriting rules and establishing relational algebra optimization techniques into the context of SPARQL ([37], [32]), or using other methodologies like selectivity estimation etc. ([5], [39], [21]).

In the field of Description Logic inference, SPARQL query rewriting is basically used for performing reasoning tasks. Currently, ontology repositories construct inference ontology models, and match SPARQL queries to the models, in order to derive inference results.

However, the size of an inference model could be prohibitive for large-scale deployment. A recent approach that performs SPARQL query rewriting using inference rules and can be used to overcome the previous problem is [23].

SPARQL query decomposition and SPARQL query translation are fundamental tasks in information integration systems. Benslimane et. al [4] proposed recently a system that performs SPARQL query decomposition in order to query distributed heterogeneous information sources. After the decomposition, the resulted SPARQL sub-queries are translated into SQL sub-queries but no algorithm or other details are provided in the paper. In contrast, Quilitz et. al [34] proposed SPARQL query decomposition, in order to overcome the large overhead in network traffic produced by the SPARQL implementations that load all the RDF graphs mentioned in a query to the local machine.

In the field of SPARQL query translation, two recent approaches [15] and [9] perform complete SPARQL query translation into SQL queries, preserving the SPARQL semantics and exploiting 1:1 cardinality mappings between an RDF data model and a relational data model. Similarly with SPARQL-to-SQL proposed methods, Bikakis et. al [6] present a framework which provides a formal mapping model for the expression of OWL to XML Schema mappings and a generic formal methodology for SPARQL-to-XQuery translation. Their methodology has the ability to exploit 1:N cardinality mappings that do not contain restrictions and composition operations, in contrast to our approach where such mapping types are supported.

Up to now, limited studies have been made in the field of query rewriting related to posing a SPARQL query over different RDF datasets. Akahani et. al [1] proposed a theoretical perspective of approximate query rewriting for submitting queries to multiple ontologies. In their approach no specific context (e.g. using SPARQL) is defined and no specific algorithms for the query rewriting process are provided.

An approach which comes closer to ours, with some of its parts based on a preliminary description of our work [26], has been presented recently by Correndo et al. [11]. They present a SPARQL query rewriting methodology for achieving RDF data mediation over linked data. Correndo et al. use transformations between RDF structures (i.e. graphs) in order to define the mappings between two ontologies. This choice seems to restrict the mappings expressivity and also the supported query types. Queries containing IRIs inside **FILTER** expressions cannot be handled, while the mapping definition seems to be a painful procedure. In contrast to our proposal, mappings produced by an ontology matching [20] system, need post-processing in order to assist the mapping discovery.

Chapter 4

Ontology mapping model

In order for SPARQL queries posed over a global ontology to be rewritten in terms of a local ontology, mappings between the global and local ontologies should be specified. In this chapter we present a model for the expression of mappings between OWL DL ontologies in the context of SPARQL query rewriting. In Section 4.1 we present a motivating example. In Section 4.2 and Section 4.3 we present the supported mapping types used for the query rewriting process, as well as their abstract syntax and semantics. Finally, the mapping representation is discussed in Section 4.4.

4.1 Motivating example

In this section we present a motivating example for eliciting the ontology mapping requirements of the mediator framework. Since our query rewriting methodology is generic, from this point forward we will be discussing for mappings between a source and a target ontology rather than between global and local ontologies. The mapping types presented in this section have been selected among others because they can be used for the rewriting of a SPARQL query.

Since we are working in the context of SPARQL queries, some mapping types may not be useful for the query rewriting process. For example, a mapping containing aggregates would be meaningless, since aggregates cannot be represented in the current SPARQL. Such mapping types are described in [18] and many of them could be useful for post-processing the query results but not during the query rewriting and query answering process.

In Figure 4.1, we show the structure of two different ontologies. The source ontology describes a store¹ that sells various products including books and cd's and the target ontology describes a bookstore². The rounded corner boxes represent the classes. They

¹Store ontology namespace: *src* = <http://www.ontologies.com/SourceOntology.owl#>

²Bookstore ontology namespace: *trg* = <http://www.ontologies.com/TargetOntology.owl#>

are followed by their properties (object and datatype). The rectangle boxes at the bottom of the figure represent individuals. The arrows represent the relationships between these basic OWL constructs.

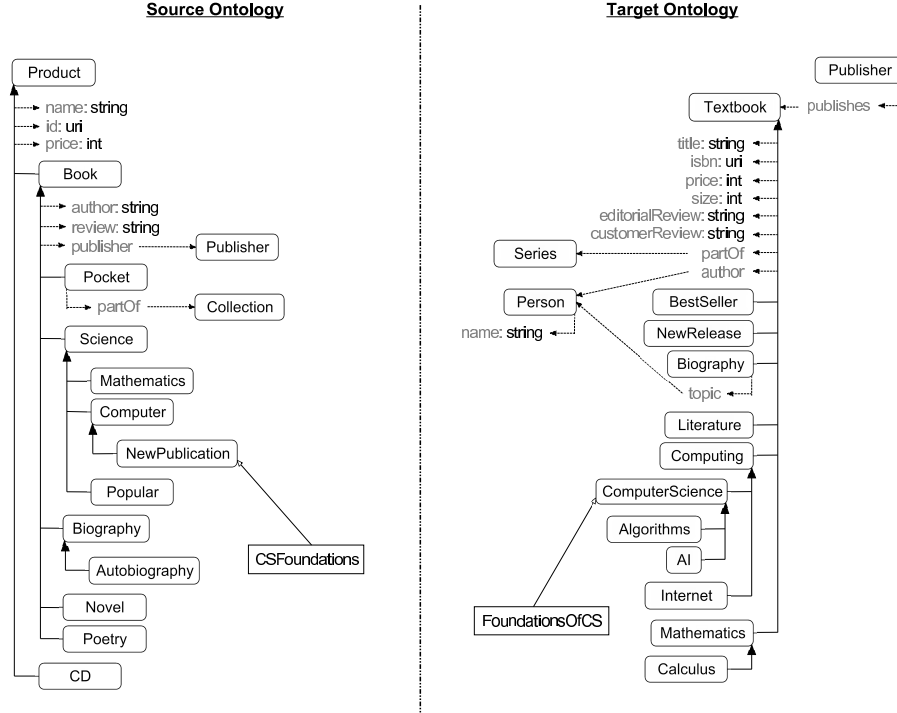


Figure 4.1: Semantically Overlapping Ontologies.

In order to map a source ontology to a target ontology, various relationship types like equivalence (\equiv) and subsumption (\sqsubseteq , \sqsupseteq) can be used. For example, in Figure 4.2 we present an equivalence relationship between ontology constructs and in Figure 4.3 we present a subsumption relationship. The source ontology class **Book** seems to be equivalent with the target ontology class **Textbook**, as these two classes seem to describe individuals of the same type. Similarly, the source ontology class **Product** seems to subsume the target ontology class **Textbook**, as the class **Product** seems to describe various types of individuals and not only **Textbook** individuals.

A source ontology class can be mapped to an expression between target ontology classes. The expression may involve union (\sqcup) and intersection (\sqcap) operations between classes. For example, in Figure 4.4 the class **Science** is mapped to the union of classes **ComputerScience** and **Mathematics**, since it seems to describe both **ComputerScience** and **Mathematics** individuals. Similarly, in Figure 4.5 the class **Popular** is mapped to the intersection of the class **BestSeller** with the union of classes **ComputerScience** and **Mathematics**. This mapping emerges from the fact that the class **Popular** seems to describe **ComputerScience** and **Mathematics** individuals which are also of type **BestSeller**.

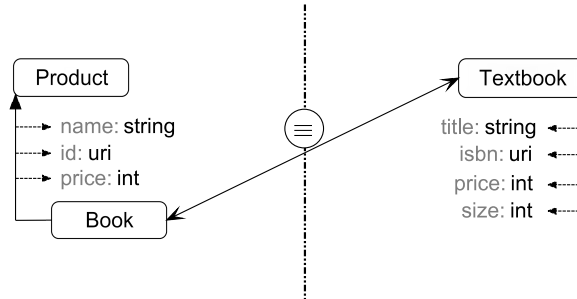


Figure 4.2: A class mapping using an equivalence relationship.

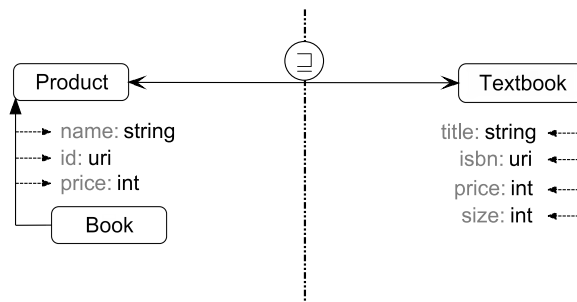


Figure 4.3: A class mapping using a subsumption relationship.

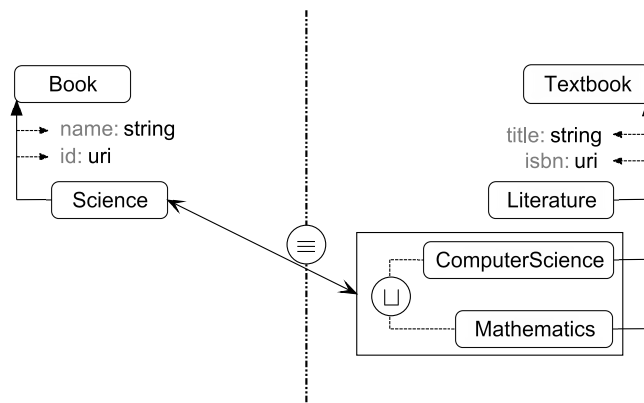


Figure 4.4: A class mapping using a union operation between classes.

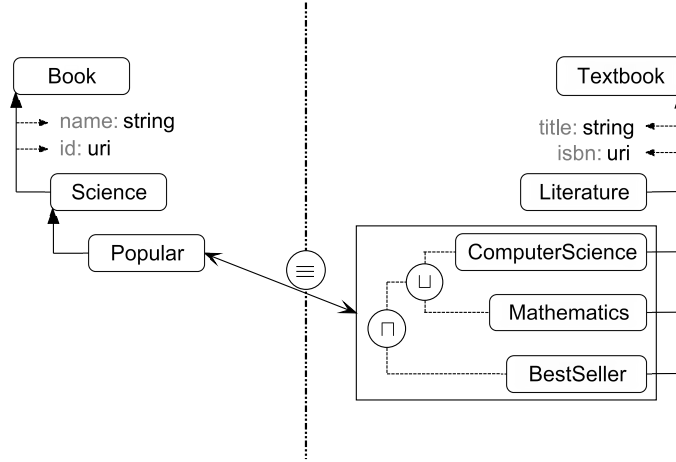


Figure 4.5: A class mapping using union and intersection operations between classes.

In addition, it is possible to restrict a class on some property values in order to form a correspondence. For example, in Figure 4.6 the class **Pocket** is mapped to the class **Textbook** restricted on its **size** property values, since the class **Pocket** seems to describe **Textbook** individuals having a specific value for the property **size** (e.g. less than or equal to 14). Similarly, in Figure 4.7 the class **Autobiography** is mapped to the class **Biography** restricted to the values of the properties **author** and **topic**. This mapping emerges from the fact that the class **Autobiography** seems to describe **Biography** individuals having the same value for these two properties.

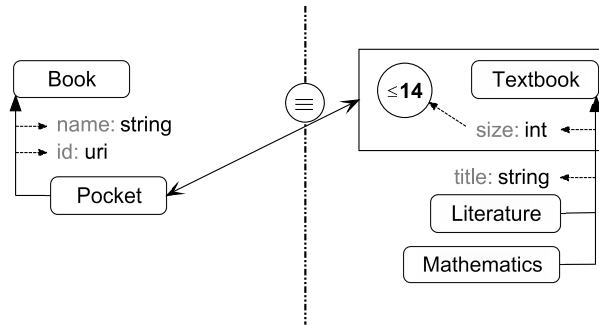


Figure 4.6: A class mapping using a property restriction.

Similarly with classes, an individual from the source ontology can be mapped to an individual from the target ontology (see Figure 4.8). In this case, only the equivalence relationship can be taken into consideration since the subsumption relationship is used mainly with sets.

Accordingly, an object/datatype property from the source ontology can be mapped to an object/datatype property from the target ontology (see Figure 4.9).

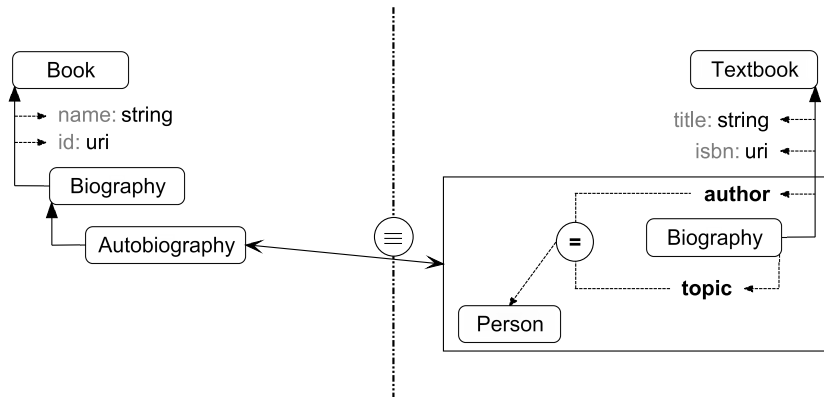


Figure 4.7: A class mapping using property restrictions.

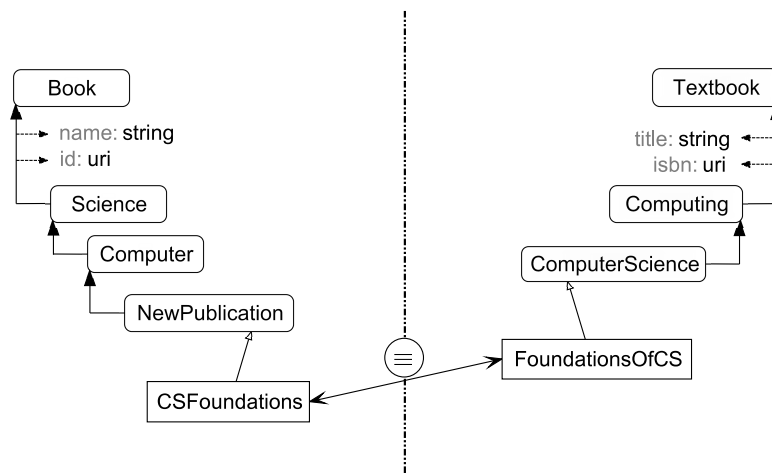


Figure 4.8: A mapping between two individuals.

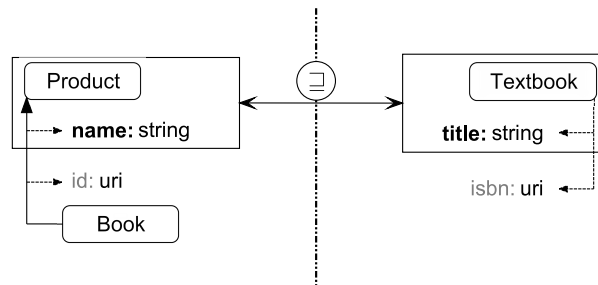


Figure 4.9: A mapping between two datatype properties.

Domain and range restrictions can be useful for mappings between properties in order to restrict the individuals that participate in these two sets. For example, in Figure 4.10 the object property **partOf** from the source ontology is mapped to the object property **partOf** from the target restricted on its domain values. More specifically, the domain of the property **partOf** from the target ontology (i.e. class **Textbook**) is restricted on its **size** property values in order to match with the domain of the property **partOf** from the source ontology.

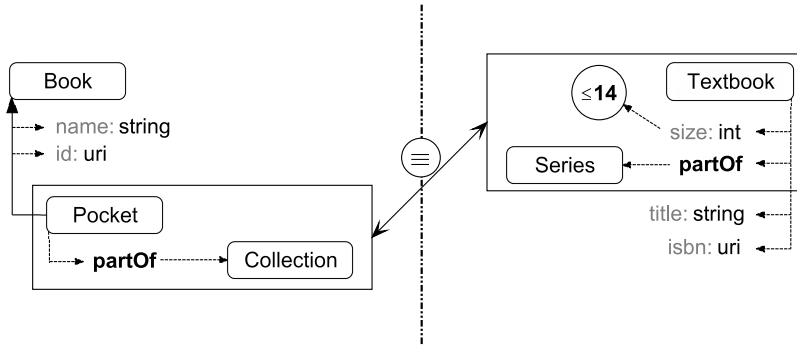


Figure 4.10: An object property mapping using a domain restriction.

In addition, an object property from the source ontology can be mapped to the inverse of an object property from the target ontology. For example, in Figure 4.11 the object property **publisher** is mapped to the inverse of the object property **publishes**, since the binary relations described by the property **publisher** correspond with the inverse binary relations described by the property **publishes**. Taking a closer look, we observe that the domain of the property **publisher** corresponds with the range of the property **publishes**, and similarly the range of the property **publisher** corresponds with the domain of the property **publishes**.

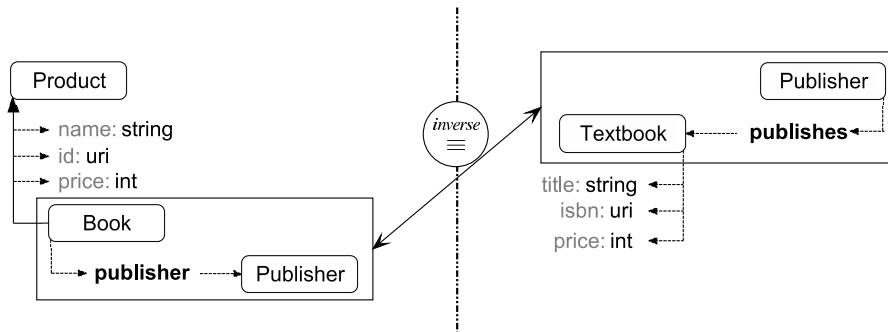


Figure 4.11: An object property mapping using an inverse operation.

Finally, a source ontology property can be mapped to an expression between target on-

tology properties. The expression may involve union (\sqcup), intersection (\sqcap) and composition operations between properties. For example, in Figure 4.12 the datatype property **review** is mapped to the union of the datatype properties **editorialReview** and **customerReview**, since the binary relations described by the property **review** correspond with the binary relations described by the properties **editorialReview** and **customerReview**.

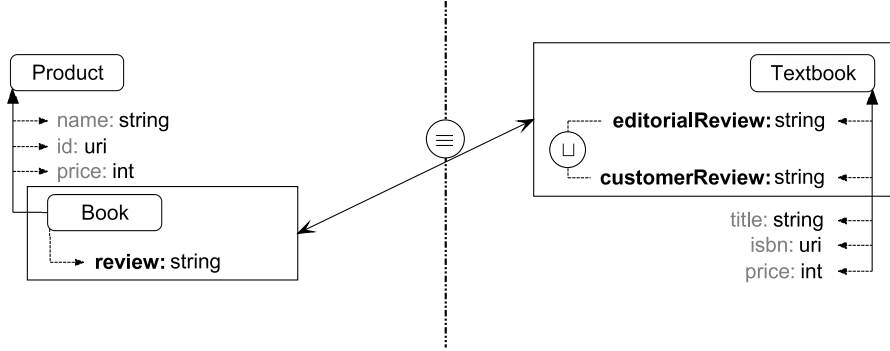


Figure 4.12: A datatype property mapping using a union operation.

Similarly, in Figure 4.13 the datatype property **author** from the source ontology is mapped to the composition of the object property **author** with the datatype property **name** from the target ontology. This mapping emerges from the fact that the binary relations described by the datatype property **author** from the source ontology correspond with the binary relations provided by connecting the **Textbook** individuals to the **name** property values of the class **People**.

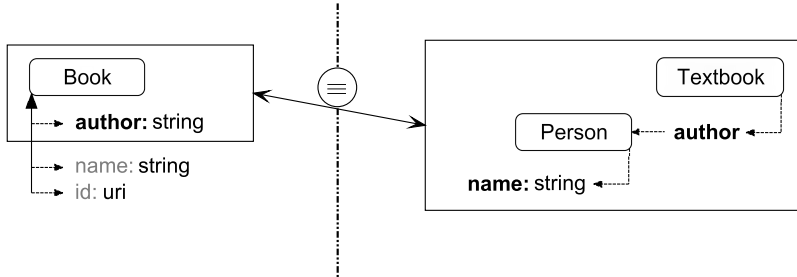


Figure 4.13: A datatype property mapping using a composition operation.

4.2 Abstract syntax and semantics

The basic concepts of OWL, whose mappings are useful for the rewriting process, are the classes c , the object properties op , the datatype properties dp and the individuals i .

In order to define the mapping types which are useful for the rewriting process, we

use Description Logics (DL). We treat OWL classes as DL concepts, OWL properties as DL roles and OWL individuals as DL individuals. Following our conversion, let C, D be OWL classes (treated as atomic concepts), R, S be OWL object properties (treated as atomic roles) and K, L be OWL datatype properties (treated as atomic roles). Similarly, let a, b, c, v_{op} be OWL individuals and v_{dp} be a data value.

An interpretation \mathcal{I} consists of a non-empty set $\Delta^{\mathcal{I}}$ (the domain of the interpretation) and an interpretation function, which assigns to every atomic concept A a set $A^{\mathcal{I}} \subseteq \Delta^{\mathcal{I}}$, to every atomic role B a binary relation $B^{\mathcal{I}} \subseteq \Delta^{\mathcal{I}} \times \Delta^{\mathcal{I}}$ and to every individual k an element $k^{\mathcal{I}} \in \Delta^{\mathcal{I}}$ (based on [2]).

In Tables 4.1, 4.2, 4.3, 4.4, 4.5 and 4.6 we present the set of class and property constructors which we use for the definition of mappings. In these tables we introduce some new constructors (preceded with asterisk) which should not be confused with the basic Description Logics constructors defined in [2]. In addition to the concept/role constructors, a DL knowledge base consists of assertional axioms which are presented in Table 4.7.

Table 4.1: Class constructors used in the definition of mappings.

Class Constructors	
<i>Class Intersection</i>	
Syntax	$C \sqcap D$
Semantics	$C^{\mathcal{I}} \cap D^{\mathcal{I}}$
Description	Creates a class that contains the instances of class C , which are also instances of class D .
<i>Class Union</i>	
Syntax	$C \sqcup D$
Semantics	$C^{\mathcal{I}} \cup D^{\mathcal{I}}$
Description	Creates a class that contains the instances of class C , as well as the instances of class D .
<i>*Class Restriction - based on the value of an object property</i>	
Syntax	$C.(R \overline{\text{cp}} v_{op}), \overline{\text{cp}} \in \{\neq, =\}$
Semantics	$\{\alpha \in C^{\mathcal{I}} \mid \exists b. (\alpha, b) \in R^{\mathcal{I}} \wedge b \overline{\text{cp}} v_{op}\}$ i.e. An individual α that belongs to the interpretation of class C , belongs also to the interpretation of the constructed class, if and only if there exists an individual b , such that the binary relation (α, b) belongs to the interpretation of the object property R and also b is related to the value v_{op} , using a comparator $\overline{\text{cp}}$.
Description	Creates a class that contains the instances of class C having a specific value (related to v_{op} using a comparator $\overline{\text{cp}}$) for the object property R .

Table 4.2: Class constructors used in the definition of mappings (continued from Table 4.1).

Class Constructors	
<i>*Class Restriction - based on the value of a datatype property</i>	
Syntax	$C.(K \text{ cp } v_{dp}), \text{cp} \in \{\neq, =, \leq, \geq, <, >\}$
Semantics	$\{\alpha \in C^{\mathcal{I}} \mid \exists b. (\alpha, b) \in K^{\mathcal{I}} \wedge b \text{ cp } v_{dp}\}$ i.e. An individual α that belongs to the interpretation of class C , belongs also to the interpretation of the constructed class, if and only if there exists a data value b , such that the binary relation (α, b) belongs to the interpretation of the datatype property K and also b is related to the value v_{dp} , using a comparator cp .
Description	Creates a class that contains the instances of class C having a specific value (related to v_{dp} using a comparator cp) for the datatype property K .
<i>*Class Restriction - based on the values of two object properties</i>	
Syntax	$C.(R \text{ cp } S), \text{cp} \in \{\neq, =\}$
Semantics	$\{\alpha \in C^{\mathcal{I}} \mid \exists b, \exists c. (\alpha, b) \in R^{\mathcal{I}} \wedge (\alpha, c) \in S^{\mathcal{I}} \wedge b \text{ cp } c\}$ i.e. An individual α that belongs to the interpretation of class C , belongs also to the interpretation of the constructed class, if and only if there exists an individual b , as well as an individual c , such that the binary relation (α, b) belongs to the interpretation of the object property R , the binary relation (α, c) belongs to the interpretation of the object property S , and also b is related to c , using a comparator cp .
Description	Creates a class that contains the instances of class C having specific values (related to each other using a comparator cp) for the object properties R, S .
<i>*Class Restriction - based on the values of two datatype properties</i>	
Syntax	$C.(K \text{ cp } L), \text{cp} \in \{\neq, =, \leq, \geq, <, >\}$
Semantics	$\{\alpha \in C^{\mathcal{I}} \mid \exists b, \exists c. (\alpha, b) \in K^{\mathcal{I}} \wedge (\alpha, c) \in L^{\mathcal{I}} \wedge b \text{ cp } c\}$ i.e. An individual α that belongs to the interpretation of class C , belongs also to the interpretation of the constructed class, if and only if there exists a data value b , as well as a data value c , such that the binary relation (α, b) belongs to the interpretation of the datatype property K , the binary relation (α, c) belongs to the interpretation of the datatype property L , and also b is related to c , using a comparator cp .
Description	Creates a class that contains the instances of class C having specific values (related to each other using a comparator cp) for the datatype properties K, L .

Table 4.3: Object property constructors used in the definition of mappings.

Object Property Constructors	
<i>Object Property Intersection</i>	
Syntax	$R \sqcap S$
Semantics	$R^{\mathcal{I}} \cap S^{\mathcal{I}}$
Description	Creates an object property that contains the binary relations described by the object property R , which are also described by the object property S .
<i>Object Property Union</i>	
Syntax	$R \sqcup S$
Semantics	$R^{\mathcal{I}} \cup S^{\mathcal{I}}$
Description	Creates an object property that contains the binary relations described by the object property R , as well as the binary relations described by the object property S .
<i>Object Property Composition</i>	
Syntax	$R \circ S$
Semantics	$\{(\alpha, c) \mid \exists b. (\alpha, b) \in R^{\mathcal{I}} \wedge (b, c) \in S^{\mathcal{I}}\}$ i.e. A binary relation (α, c) belongs to the interpretation of the constructed object property, if and only if there exists an individual b , such that the binary relation (α, b) belongs to the interpretation of the object property R , and also (b, c) belongs to the interpretation of the object property S .
Description	Creates an object property that contains the binary relations described by the path connecting the domain of the object property R to the range of the object property S .
<i>*Inverse Object Property</i>	
Syntax	$inv(R)$
Semantics	$\{(b, \alpha) \mid (\alpha, b) \in R^{\mathcal{I}}\}$ i.e. A binary relation (b, α) belongs to the interpretation of the constructed object property, if and only if there exists a binary relation (α, b) , which belongs to the interpretation of the object property R .
Description	Creates an object property that contains the inverse binary relations of the object property R .

Table 4.4: Object property constructors used in the definition of mappings (continued from Table 4.3).

Object Property Constructors	
<i>* Object Property Restriction - based on the domain values</i>	
Syntax	$R.\text{domain}(C)$
Semantics	$\{(\alpha, b) \mid (\alpha, b) \in R^{\mathcal{I}} \wedge \alpha \in C^{\mathcal{I}}\}$ i.e. A binary relation (α, b) belongs to the interpretation of the constructed object property, if and only if the binary relation (α, b) belongs also to the interpretation of the object property R , and the individual α belongs to the interpretation of class C .
Description	Creates an object property that contains the binary relations described by the object property R , whose domain values are restricted to the instances of class C .
<i>* Object Property Restriction - based on the range values</i>	
Syntax	$R.\text{range}(C)$
Semantics	$\{(\alpha, b) \mid (\alpha, b) \in R^{\mathcal{I}} \wedge b \in C^{\mathcal{I}}\}$ i.e. A binary relation (α, b) belongs to the interpretation of the constructed object property, if and only if the binary relation (α, b) belongs also to the interpretation of the object property R , and the individual b belongs to the interpretation of class C .
Description	Creates an object property that contains the binary relations described by the object property R , whose range values are restricted to the instances of class C .

Table 4.5: Datatype property constructors used in the definition of mappings.

Datatype Property Constructors	
<i>Datatype Property Intersection</i>	
Syntax	$K \sqcap L$
Semantics	$K^{\mathcal{I}} \cap L^{\mathcal{I}}$
Description	Creates a datatype property that contains the binary relations described by the datatype property K , which are also described by the datatype property L .
<i>Datatype Property Union</i>	
Syntax	$K \sqcup L$
Semantics	$K^{\mathcal{I}} \cup L^{\mathcal{I}}$
Description	Creates a datatype property that contains the binary relations described by the datatype property K , as well as the binary relations described by the datatype property L .

Table 4.6: Datatype property constructors used in the definition of mappings (continued from Table 4.5).

Datatype Property Constructors	
<i>Datatype Property Composition</i>	
Syntax	$R \circ K$
Semantics	$\{(\alpha, c) \mid \exists b. (\alpha, b) \in R^{\mathcal{I}} \wedge (b, c) \in K^{\mathcal{I}}\}$ i.e. A binary relation (α, c) belongs to the interpretation of the constructed datatype property, if and only if there exists an individual b , such that the binary relation (α, b) belongs to the interpretation of the object property R , and also (b, c) belongs to the interpretation of the datatype property K .
Description	Creates a datatype property that contains the binary relations described by the path connecting the domain of the object property R to the range of the datatype property K .
<i>*Datatype Property Restriction - based on the domain values</i>	
Syntax	$K.\text{domain}(C)$
Semantics	$\{(\alpha, b) \mid (\alpha, b) \in K^{\mathcal{I}} \wedge \alpha \in C^{\mathcal{I}}\}$ i.e. A binary relation (α, b) belongs to the interpretation of the constructed datatype property, if and only if the binary relation (α, b) belongs also to the interpretation of the datatype property K , and the individual α belongs to the interpretation of class C .
Description	Creates a datatype property that contains the binary relations described by the datatype property K , whose domain values are restricted to the instances of class C .
<i>*Datatype Property Restriction - based on the range values</i>	
Syntax	$K.\text{range}(\text{cp } v_{dp}), \text{cp} \in \{\neq, =, \leq, \geq, <, >\}$
Semantics	$\{(\alpha, b) \mid (\alpha, b) \in K^{\mathcal{I}} \wedge b \text{ cp } v_{dp}\}$ i.e. A binary relation (α, b) belongs to the interpretation of the constructed datatype property, if and only if the binary relation (α, b) belongs also to the interpretation of the datatype property K , and the data value b is related to the value v_{dp} , using a comparator cp .
Description	Creates a datatype property that contains the binary relations described by the datatype property K , whose range values are restricted to be related to the value v_{dp} , using a comparator cp .

Table 4.7: Terminological and assertional axioms used in the definition of mappings.

Name	Syntax	Semantics
Class inclusion	$C \sqsubseteq D$	$C^{\mathcal{I}} \subseteq D^{\mathcal{I}}$
	$C \sqsupseteq D$	$C^{\mathcal{I}} \supseteq D^{\mathcal{I}}$
Object property inclusion	$R \sqsubseteq S$	$R^{\mathcal{I}} \subseteq S^{\mathcal{I}}$
	$R \sqsupseteq S$	$R^{\mathcal{I}} \supseteq S^{\mathcal{I}}$
Datatype property inclusion	$K \sqsubseteq L$	$K^{\mathcal{I}} \subseteq L^{\mathcal{I}}$
	$K \sqsupseteq L$	$K^{\mathcal{I}} \supseteq L^{\mathcal{I}}$
Class equality	$C \equiv D$	$C^{\mathcal{I}} = D^{\mathcal{I}}$
Object property equality	$R \equiv S$	$R^{\mathcal{I}} = S^{\mathcal{I}}$
Datatype property equality	$K \equiv L$	$K^{\mathcal{I}} = L^{\mathcal{I}}$
Individual equality	$a \equiv b$	$a^{\mathcal{I}} = b^{\mathcal{I}}$

Definition 4.1 (Class expression). A class expression is a class or any complex expression between two or more classes, using union or intersection operations. A class expression is denoted as CE and is defined recursively in (4.1). Any class expression can be restricted to the values of one or more object property expressions OPE (Definition 4.2) or datatype property expressions DPE (Definition 4.3), using the comparators $\overline{cp} \in \{\neq, =\}$ and $cp \in \{\neq, =, \leq, \geq, <, >\}$, respectively. Moreover, it is possible for a class expression to be restricted on a set of individuals having property values (either individuals v_{op} or data values v_{dp}) with a specific relationship between them, defined either by \overline{cp} or cp .

$$\begin{aligned}
CE := & \quad c && \text{(class)} \\
& | CE \sqcap CE && \text{(class intersection)} \\
& | CE \sqcup CE && \text{(class union)} \\
& | CE.(OPE \ \overline{cp} \ v_{op}) && \text{(class restricted on object property value)} \\
& | CE.(DPE \ cp \ v_{dp}) && \text{(class restricted on datatype property value)} \\
& | CE.(OPE_1 \ \overline{cp} \ OPE_2) && \text{(class restricted on object property values)} \\
& | CE.(DPE_1 \ cp \ DPE_2) && \text{(class restricted on datatype property values)}
\end{aligned} \tag{4.1}$$

Definition 4.2 (Object property expression). An object property expression is an object property or any complex expression between two or more object properties, using composition, union or intersection operations. An object property expression is denoted as OPE and is defined recursively in (4.2). Inverse property operations are possible to appear inside an object property expression. Any object property expression can be restricted on its domain and/or range by using a class expression defining the applied restrictions.

$$\begin{aligned}
OPE := & \quad op && \text{(object property)} \\
& | OPE \circ OPE && \text{(object property composition)} \\
& | OPE \sqcap OPE && \text{(object property intersection)} \\
& | OPE \sqcup OPE && \text{(object property union)} \\
& | inv(OPE) && \text{(inverse object property)} \\
& | OPE.domain(CE) && \text{(object property restricted on domain values)} \\
& | OPE.range(CE) && \text{(object property restricted on range values)}
\end{aligned} \tag{4.2}$$

Definition 4.3 (Datatype property expression). *A datatype property expression is a datatype property or any complex expression between object and datatype properties using the composition operation, or between two or more datatype properties, using union or intersection operations. A datatype property expression is denoted as DPE and is defined recursively in (4.3). Any datatype property expression can be restricted on its domain values by using a class expression defining the applied restrictions. In addition, the range values of a datatype property expression can be restricted on various data values v_{dp} , using a comparator $cp \in \{\neq, =, \leq, \geq, <, >\}$.*

$$\begin{aligned}
DPE := & \quad dp && \text{(datatype property)} \\
& | OPE \circ DPE && \text{(datatype property composition)} \\
& | DPE \sqcap DPE && \text{(datatype property intersection)} \\
& | DPE \sqcup DPE && \text{(datatype property union)} \\
& | DPE.domain(CE) && \text{(datatype property restricted on domain values)} \\
& | DPE.range(cp \ v_{dp}) && \text{(datatype property restricted on range values)}
\end{aligned} \tag{4.3}$$

4.3 Ontology mapping types

Although, N:M cardinality mappings can be identified between two ontologies, many problems arise in the exploitation of such mapping types in SPARQL query rewriting. The main problem is the identification of the source ontology's mapped expression inside a SPARQL query, which needs special treatment in order to be overcome.

In this section we present a rich set of 1:N cardinality mapping types, in order for these mapping types to be used for the rewriting of a SPARQL query. Since our query rewriting methodology is generic, we will be discussing for mappings between a source and a target ontology rather than between global and local ontologies.

Class mapping. A class from a source ontology s can be mapped to a class expression from a target ontology t (shown in (4.4)).

$$c_s \text{ rel } CE_t, \text{ rel} := \equiv \mid \sqsubseteq \mid \sqsupseteq \quad (4.4)$$

Object property mapping. An object property from a source ontology s can be mapped to an object property expression from a target ontology t (shown in (4.5)).

$$op_s \text{ rel } OPE_t, \text{ rel} := \equiv \mid \sqsubseteq \mid \sqsupseteq \quad (4.5)$$

Datatype property mapping. A datatype property from a source ontology s can be mapped to a datatype property expression from a target ontology t (shown in (4.6)).

$$dp_s \text{ rel } DPE_t, \text{ rel} := \equiv \mid \sqsubseteq \mid \sqsupseteq \quad (4.6)$$

We note here that the equivalence between two different properties or between a property and a property expression, denotes equivalence between the domains and ranges of those properties or property expressions. Similarly, the subsumption relationships between two different properties or between a property and a property expression denote analogous relationships between the domains and ranges of those properties or property expressions. The proofs for the above statements are available in the Appendix B.

Individual mapping. An individual from a source ontology s can be mapped to an individual from a target ontology t (shown in (4.7)).

$$i_s \equiv i_t \quad (4.7)$$

4.4 Mapping representation

In the previous sections we presented the abstract syntax used for the mapping definition. Using this abstract syntax we list, in Tables 4.8, 4.9, 4.10 and 4.11, a possible set of correspondences for the ontologies presented in Figure 4.1.

In order to implement our framework, the need of a serializable language is of major importance. As mentioned in Section 3.1 many languages have been proposed for the task of mapping representation (C-OWL [7], SWRL [22], the Alignment Format [16], MAFRA [25], etc.). However, the language that fulfills the majority of our requirements is EDOAL³

³<http://alignapi.gforge.inria.fr/edoal.html>

Table 4.8: Class mapping examples based in Figure 4.1.

Class Mappings	
a.	$src : Book \equiv trg : Textbook$
b.	$src : Product \sqsubseteq trg : Textbook$
c.	$src : Publisher \equiv trg : Publisher$
d.	$src : Collection \sqsubseteq trg : Series$
e.	$src : Novel \sqsubseteq trg : Literature$
f.	$src : Poetry \sqsubseteq trg : Literature$
g.	$src : Biography \equiv trg : Biography$
h.	$src : Autobiography \equiv trg : Biography.(trg : author = trg : topic)$
i.	$src : NewPublication \equiv trg : Computing \sqcap trg : NewRelease$
j.	$src : Science \equiv trg : ComputerScience \sqcup trg : Mathematics$
k.	$src : Popular \equiv (trg : ComputerScience \sqcup trg : Mathematics) \sqcap$ $\sqcap trg : BestSeller$
l.	$src : Pocket \equiv trg : Textbook.(trg : size \leq 14)$

Table 4.9: Object property mapping examples based in Figure 4.1.

Object Property Mappings	
m.	$src : publisher \equiv inv(trg : publishes)$
n.	$src : partOf \equiv trg : partOf.domain(trg : Textbook.(trg : size \leq 14))$

Table 4.10: Datatype property mapping examples based in Figure 4.1.

Datatype Property Mappings	
o.	$src : name \sqsubseteq trg : title$
p.	$src : id \sqsubseteq trg : isbn$
q.	$src : price \sqsubseteq trg : price$
r.	$src : review \equiv trg : editorialReview \sqcup trg : customerReview$
s.	$src : author \equiv trg : author \circ trg : name$

Table 4.11: Individual mapping examples based in Figure 4.1.

Individual Mappings	
t.	$src : CSFoundations \equiv trg : FoundationsOfCS$

(Expressive and Declarative Ontology Alignment Language). Previous versions of this language have been defined in [19] and [35].

EDOAL combines the Alignment Format [16], which is used to represent the output of ontology matching algorithms, and the OMWG mapping language [36], which is an expressive ontology alignment language. It allows the representation of complex N:M cardinality mappings whose usage is not limited to a specific context (e.g. SPARQL query rewriting). The expressiveness, the simplicity, the Semantic Web compliance (given its RDF syntax) and the capability of using any kind of ontology language are the key features of this language.

However, in this thesis we have adapted a new version of this language, by performing minor changes in the syntax, in order for the language to match exactly the abstract syntax presented in the previous sections and also to restrict the language's expressiveness for simplicity reasons. The general structure of this version is presented in Section 4.4.1, while a set of mapping representation examples is presented in Section 4.4.2.

4.4.1 General structure

In this section we present the general structure of the language which is used for the mapping representation. As mentioned before, the syntax presented in this section is based on the syntax of EDOAL. The default namespace applying to the constructs in the following grammar description is `oml` standing for `http://www.music.tuc.gr/oml#`, while the namespace `align` is equivalent to the Alignment Format namespace which is the `http://knowledgeweb.semanticweb.org/heterogeneity/alignment#`.

The structure of the set of mappings between two overlapping ontologies is the same as that of the Alignment Format:

```
alignment::= <align:Alignment rdf:about="uri">
               <align:onto1> onto </align:onto1>
               <align:onto2> onto </align:onto2>
               (<align:map> cell </align:map>)*
            </align:Alignment>
```

The Ontology construct contains information about an aligned ontology:

```
onto::= <align:Ontology rdf:about="uri">
          <align:formalism> formalism </align:formalism>
        </align:Ontology>

formalism::= <align:Formalism>
               <align:uri> uri </align:uri>
               <align:name> string </align:name>
            </align:Formalism>
```

The mappings between the two overlapping ontologies are structured as a set of cells:

```

cell::= <align:Cell rdf:about="uri">
    <align:entity1> entity1 </align:entity1>
    <align:entity2> entity2 </align:entity2>
    <align:relation> relation </align:relation>
</align:Cell>

```

The aligned construct from the source ontology can be a class, an object/datatype property, or an individual. It is worth to mention that since the current version of EDOAL provides the capability of using any kind of ontology language, it adapts a more generic vocabulary. More specifically, it refers to OWL object properties as *relations*, due to the fact that they relate class instances. Furthermore, it refers to OWL datatype properties as *properties* and to OWL individuals as *instances*. Finally, the term *attribute* is used to refer to both *relations* and *properties*. In this version, we have not made changes to the terminology which is used to describe these basic ontology constructs.

```

entity1::= <Class rdf:about="uri"/>
    | <Relation rdf:about="uri"/>
    | <Property rdf:about="uri"/>
    | instance

```

The aligned construct from the target ontology can be a class expression, an object/datatype property expression, or an individual:

```

entity2::= classexpr | attrexpr | instance

attrexpr::= propexpr | relexpr

```

The list of possible relationships between ontology constructs is the same with the one presented in the abstract syntax:

```

relation::= Equivalence | Subsumes | SubsumedBy

```

A class expression is specified by using the construct **Class**. It can be either a simple class identified by its URI or a complex expression between two or more classes, using union or intersection operations. The union and intersection operations are introduced by using the constructs **or** and **and**, respectively. In all cases, the class expression can be restricted on one or more object/datatype property values, using the construct **restrict**.

```

classexpr::= <Class rdf:about="uri"/>
    | <Class> classconst </Class>

```



```

classconst::= <or rdf:parseType="Collection"> classexpr+ </or>
               | <and rdf:parseType="Collection"> classexpr+ </and>
               | <restrict rdf:parseType="Collection">
                   classexpr (classcond)
               </restrict>

```

A class restriction on an object/datatype property value is specified by using the construct `AttributeValueRestriction`. The construct `onAttribute` represents the restricted object/datatype property, while the restricted value is represented either by the construct `instanceOrAttributeValue` or by the construct `literalValue` in accordance with various kinds of comparators (refer to the `comparator` list). The construct `instanceOrAttributeValue` may represent either an individual in order to specify a restriction on an object property value, or an object/datatype property expression in order to specify a restriction on a set of individuals having property values with a specific relationship between them. On the other hand, the construct `literalValue` represents a simple RDF literal in order to specify a restriction on a datatype property value.

```

classcond::= <AttributeValueRestriction>
               <onAttribute> attexpr </onAttribute>
               <comparator> comparator </comparator>
               ( <instanceOrAttributeValue>
                   instanceOrAttributeValue
               </instanceOrAttributeValue>
               | <literalValue> RDFLiteral </literalValue>)
               </AttributeValueRestriction>

```

```

comparator::= Equal | NotEqual | Greater | GreaterThanOrEqual
               | Less | LessThanOrEqual

```

```

instanceOrAttributeValue::= instance | attexpr

```

An object property expression is specified by using the construct `Relation`. It can be either a simple object property identified by its URI or a complex expression between two or more object properties, using composition, union or intersection operations. The composition operation is introduced by using the construct `compose`. Due to the fact that inverse property operations are also possible to appear inside an object property expression, the construct `inverse` is available. In all cases, the object property expression can be restricted on its domain and/or range values, using the construct `restrict`.

```

relexpr::= <Relation rdf:about="uri">
               | <Relation> relconst </Relation>

```

```

relconst::= <compose rdf:parseType="Collection"> relexpr+ </compose>
            | <or rdf:parseType="Collection"> relexpr+ </or>
            | <and rdf:parseType="Collection"> relexpr+ </and>
            | <inverse> relexpr </inverse>
            | <restrict rdf:parseType="Collection">
                relexpr (relcond)+
            </restrict>

```

According to the abstract syntax, an object property can be restricted on its domain/range values by using a class expression defining the applied restrictions. A domain or range restriction on an object property is specified by using the constructs `RelationDomainRestriction` and `RelationRangeRestriction`, respectively. The class expression which is used to restrict the domain/range values is specified by using the construct `class`.

```

relcond::= <RelationDomainRestriction>
            <class> classexpr </class>
        </RelationDomainRestriction>
    | <RelationRangeRestriction>
            <class> classexpr </class>
        </RelationRangeRestriction>

```

A datatype property expression is specified by using the construct `Property`. It can be either a simple datatype property identified by its URI or any complex expression between object and datatype properties using the composition operation, or between two or more datatype properties, using union or intersection operations. In all cases, the datatype property expression can be restricted on its domain and/or range values, using the construct `restrict`.

```

propexpr::= <Property rdf:about="uri"/>
            | <Property> propconst </Property>

propconst::= <compose rdf:parseType="Collection">
                relexpr* propexpr
            </compose>
            | <or rdf:parseType="Collection"> propexpr+ </or>
            | <and rdf:parseType="Collection"> propexpr+ </and>
            | <restrict rdf:parseType="Collection">
                propexpr (propcond)+
            </restrict>

```

A domain or range restriction on a datatype property is specified by using the constructs `PropertyDomainRestriction` and `PropertyValueRestriction`, respectively. In

a range restriction, the restricted value is represented by the construct `literalValue` in accordance with various kinds of comparators (refer to the `comparator` list). It is worth to mention that according to the abstract syntax, the range values of a datatype property expression can be restricted on data values exclusively.

```
propcond ::= <PropertyDomainRestriction>
            <class> classexpr </class>
            </PropertyDomainRestriction>
        | <PropertyValueRestriction>
            <comparator> comparator </comparator>
            <literalValue> RDFLiteral </literalValue>
            </PropertyValueRestriction>
```

An individual is specified by using the construct `Instance` and it can be a simple URI:

```
instance ::= <Instance rdf:about="uri">
```

Finally, since previous versions of EDOAL were described as OWL DL ontologies (the current is not described), in order to provide some control to the terms of the language's vocabulary, we have made a new version of the language's ontology in order to match the syntax presented in this section. This new ontology version is available in the Appendix C.

4.4.2 Mapping representation examples

In this section we provide the representation for a set of mappings between the ontologies presented in Figure 4.1, using the syntax that we discussed in the previous subsection.

Example 4.1. The mapping between the class `Science` from the source ontology and the union of classes `ComputerScience` and `Mathematics` from the target ontology (mapping *j* of Table 4.8) can be represented as follows:

```
<align:Cell rdf:about="MappingRule_j">
  <align:entity1>
    <owl:Class rdf:about="&src;Science"/>
  </align:entity1>
  <align:entity2>
    <owl:Class>
      <owl:or rdf:parseType="Collection">
        <owl:Class rdf:about="&trg;ComputerScience"/>
        <owl:Class rdf:about="&trg;Mathematics"/>
      </owl:or>
    </owl:Class>
  </align:entity2>
</align:Cell>
```

```

    </align:entity2>
    <align:relation>Equivalence</align:relation>
  </align:Cell>

```

Example 4.2. The mapping between the object property `partOf` from the source ontology and the object property `partOf` from the target ontology (mapping n of Table 4.9) which is restricted on its domain values can be represented as follows:

```

<align:Cell rdf:about="MappingRule_n">
  <align:entity1>
    <oml:Relation rdf:about="&src;partOf"/>
  </align:entity1>
  <align:entity2>
    <oml:Relation>
      <oml:restrict rdf:parseType="Collection">
        <oml:Relation rdf:about="&trg;partOf"/>
        <oml:RelationDomainRestriction>
          <oml:class>
            <oml:Class>
              <oml:restrict rdf:parseType="Collection">
                <oml:Class rdf:about="&trg;Textbook"/>
                <oml:AttributeValueRestriction>
                  <oml:onAttribute>
                    <oml:Property rdf:about="&trg;size"/>
                  </oml:onAttribute>
                  <oml:comparator>LessThanOrEqual</oml:comparator>
                  <oml:literalValue rdf:datatype="&xsd:int">
                    14
                  </oml:literalValue>
                </oml:AttributeValueRestriction>
              </oml:restrict>
            </oml:Class>
          </oml:class>
        </oml:RelationDomainRestriction>
      </oml:restrict>
    </oml:Relation>
  </align:entity2>
  <align:relation>Equivalence</align:relation>
</align:Cell>

```

Example 4.3. The mapping between the datatype property **author** from the source ontology and the composition of the object property **author** with the datatype property **name** from the target ontology (mapping *s* of Table 4.10) can be represented as follows:

```
<align:Cell rdf:about="MappingRule_s">
  <align:entity1>
    <oml:Property rdf:about="&src;author"/>
  </align:entity1>
  <align:entity2>
    <oml:Property>
      <oml:compose rdf:parseType="Collection">
        <oml:Relation rdf:about="&trg;author"/>
        <oml:Property rdf:about="&trg;name"/>
      </oml:compose>
    </oml:Property>
  </align:entity2>
  <align:relation>Equivalence</align:relation>
</align:Cell>
```

Example 4.4. The mapping between the individual **CSFoundations** from the source ontology and the individual **FoundationsOfCS** from the target ontology (mapping *t* of Table 4.11) can be represented as follows:

```
<align:Cell rdf:about="MappingRule_t">
  <align:entity1>
    <oml:Instance rdf:about="&src;CSFoundations"/>
  </align:entity1>
  <align:entity2>
    <oml:Instance rdf:about="&trg;FoundationsOfCS"/>
  </align:entity2>
  <align:relation>Equivalence</align:relation>
</align:Cell>
```

A more comprehensive example, showing the representation of the complete set of mappings defined in Tables 4.8, 4.9, 4.10 and 4.11, is available in the Appendix D.

Chapter 5

SPARQL query rewriting overview

In this chapter we present an overview of the SPARQL query rewriting process. Query rewriting is done by exploiting a predefined set of mappings which is based on the different mapping types described in Section 4.3.

The SPARQL query rewriting process lies in the query's graph pattern rewriting. The rewritten query is produced by replacing the rewritten graph pattern to the initial query's graph pattern. Consequently the rewriting process is independent of the query type (i.e. SELECT, CONSTRUCT, ASK, DESCRIBE) and the SPARQL solution sequence modifiers (i.e. ORDER BY, DISTINCT, REDUCED, LIMIT, OFFSET).

Since a graph pattern consists basically of triple patterns, the most important part of a SPARQL query rewriting is the triple pattern rewriting. Triple patterns may refer to data (e.g. relationships between instances) or schema (e.g. relationships between classes and/or properties) information, or to both. In order to present the rewriting procedure in depth and due to the inability of handling all the different triple pattern types in the same manner, we distinguish triple patterns into Data Triple Patterns (see Definition 5.1) and Schema Triple Patterns (see Definition 5.2).

We consider triple patterns of the form $(subject, predicate, object)$ as defined before. Let L be the set of literals, V the set of variables, I the set of IRIs, I_{RDF} the set containing the IRIs of the RDF vocabulary (e.g. $rdf : type$), I_{RDFS} the set containing the IRIs of the RDF Schema vocabulary (e.g. $rdfs : subclassOf$) and I_{OWL} the set containing the IRIs of the OWL vocabulary (e.g. $owl : equivalentClass$).

Definition 5.1 (Data Triple Pattern). *The triple patterns that only apply to data and not schema info are considered to be Data Triple Patterns. A tuple $t \in DTP$ (Data Triple Pattern set - shown in (5.1)) is a Data Triple Pattern.*

$$DTP = (I' \cup L \cup V) \times (I' \cup \{rdf : type, owl : sameAs\}) \times (I' \cup L \cup V) \quad (5.1)$$

$$I' = I - I_{RDF} - I_{RDFS} - I_{OWL} \quad (5.2)$$

Definition 5.2 (Schema Triple Pattern). *The triple patterns that only apply to schema and not data info are considered to be Schema Triple Patterns. A tuple $t \in STP$ (Schema Triple Pattern set - shown in (5.3)) is a Schema Triple Pattern.*

$$STP = ((I \cup L \cup V) \times I \times (I \cup L \cup V)) - DTP \quad (5.3)$$

The factor which is mainly used for the categorization of a triple pattern is the triple pattern's predicate part. The only exception occurs when the predicate part of a triple pattern contains the RDF property *rdf : type*. In this case, the object part of the triple pattern should be checked. If the triple pattern's object part contains an RDF/RDFS/OWL IRI, then the triple pattern concerns schema info (e.g. $(?x, rdf : type, owl : Class)$). Otherwise, if the triple pattern's object part contains another type of IRI, then the triple pattern concerns data info (e.g. $(?x, rdf : type, src : Product)$). In Table 5.1 we present the categorization of a triple pattern set, into Data/Schema Triple Patterns. Triple patterns having a variable on their predicate part are not taken into consideration, since they may apply either to data or schema info.

Table 5.1: Triple pattern categorization example, based on the ontologies presented in Figure 4.1.

Category	Triple Pattern (s, p, o)
Data Triple Patterns	$(?x, rdf : type, src : Product)$ $(?x, src : author, ?y)$ $(?x, src : price, "12"^^xsd : int)$
Schema Triple Patterns	$(?x, rdfs : subclassOf, src : Product)$ $(src : author, rdfs : domain, ?x)$ $(src : Pocket, owl : equivalentClass, ?x)$
Non-categorized (non-supported)	$(src : CSFoundations, ?x, "52"^^xsd : int)$ $(src : Popular, ?x, src : Science)$

Since a triple pattern consists of three parts (subject, predicate, object), in order to rewrite it we have to follow a three-step procedure by exploiting mappings for each triple

pattern's part. Firstly, a triple pattern is rewritten using the mapping which has been specified for its predicate part, resulting to a graph pattern which may contain one or more triple patterns. Then, the resulted graph pattern is rewritten triple pattern by triple pattern, using the mappings of the triple patterns' object parts. Finally, the same procedure is repeated for the triple patterns' subject parts. It is worth to mention that SPARQL variables, blank nodes, literal constants and RDF/RDFS/OWL IRIs which may appear in the subject, predicate or object of a triple pattern remain the same during the rewriting procedure. Consequently, the SPARQL variables of the initial query appear also in the rewritten query.

In Chapter 6, we provide a set of functions that perform Data Triple Pattern rewriting using predefined mappings for a triple pattern's subject, predicate and object parts. Similarly, in Chapter 7 we provide the functions that perform Schema Triple Pattern rewriting.

In addition to the triple patterns, a graph pattern may contain filters. The SPARQL variables, literal constants, operators (&&, ||, !, =, !=, >, <, >=, <=, +, -, *, /) and built-in functions (e.g. `bound`, `isIRI`, `isLiteral`, `datatype`, `lang`, `str`, `regex`) which may appear inside a **FILTER** expression remain the same during the rewriting process. For class IRIs and property IRIs which may appear inside a **FILTER** expression of a SPARQL query, we use 1:1 cardinality mappings for the expression rewriting.

We note that the rewriting of a triple pattern, is not dependent on mapping relationships (i.e. equivalence, subsumption). These relationships, affect only the evaluation results of the rewritten query over the target ontology. A complete algorithm and a set of examples, that show the graph pattern rewriting process, are presented in Chapter 8.

Chapter 6

Data Triple Pattern rewriting

In this chapter, we provide the functions that perform Data Triple Pattern rewriting. These functions are actually rewriting steps in the process of Data Triple Pattern rewriting and are also semantics preserving (see Definition 6.1). They provide the rewritten form of a Data Triple Pattern using a mapping for its subject, predicate or object part, and they are based on the mapping type. In Table 6.1, we present the notation used for the definition of these functions.

Definition 6.1 (Semantics preserving rewriting). *Let DS_s be the RDF dataset of a source ontology, and let DS_t be the RDF dataset of a target ontology. Similarly, let DS_m be the RDF dataset which is produced by merging [30] the DS_s and DS_t datasets using a set of mappings \mathcal{M} .*

Given a complete set (i.e. a set that contains every possible mapping) of sound (i.e. valid) mappings \mathcal{M} between DS_s and DS_t , the rewriting step performed for a triple pattern t , based on a mapping $\mu \in \mathcal{M}$, is semantics preserving if and only if the evaluation result of t and the evaluation result of the rewritten graph pattern gp' over DS_m , preserve the mapping semantics.

In other words, having a set $\mathcal{J} = \text{var}(t)$ of SPARQL variables, the relationship (\equiv , \sqsubseteq , \sqsupseteq) that holds for the mappings used in the rewriting process, should also hold between $[[t]]_{DS_m}$ and $[[gp']]_{DS_m}$ projected on \mathcal{J} . Refer to Section 2.3.5 for the notation, as well as for the SPARQL graph pattern semantics.

$$[[t]]_{DS_m} \text{ rel } \pi_{\mathcal{J}} ([[gp']]_{DS_m}), \text{ rel} := \equiv \mid \sqsubseteq \mid \sqsupseteq \quad (6.1)$$

$$\mathcal{J} = \text{var}(t) \cap \text{var}(gp') = \text{var}(t) \quad (6.2)$$

Table 6.1: The notation used for the Data Triple Pattern rewriting functions.

Symbol	Notation
x_s	The subscript s denotes that the entity x (class, object property, datatype property or individual) belongs to the source ontology.
x_t	The subscript t denotes that the entity x (class, object property, datatype property or individual) belongs to the target ontology.
$\mathcal{D}_y^x(t, \mu)$	The \mathcal{D} function takes two arguments: a Data Triple Pattern t and a mapping μ for the subject, predicate or object part of t . This function is used to provide the resulted form of t , after being rewritten based on its subject, predicate or object part, using the mapping μ . The triple pattern's part which is used for the rewriting is denoted by the superscript $x \in \{s, p, o\}$. The subscript $y \in \{c, op, dp, i, *\}$ shows the type of x (e.g. class, object property, etc.). The asterisk denotes any type.

In Section 6.1 we describe the Data Triple Pattern rewriting process using a mapping for the triple pattern's subject part, while in Sections 6.2 and 6.3 we present the Data Triple Pattern rewriting process using mappings for the triple pattern's object and predicate parts, respectively.

6.1 Rewriting based on triple pattern's subject part

Generally, when a class or a property appears on the subject part of a triple pattern we conclude that the triple pattern involves schema info, as there is no way for a non RDF/RDFS/OWL IRI to appear at the same time in the triple pattern's predicate part. Thus, the only case mentioned for the rewriting of a Data Triple Pattern by its subject part concerns individuals.

Rewriting based on individual mapping. Let i_s be an individual from the source ontology which is mapped to an individual i_t from the target ontology. Having a Data Triple Pattern $t = (i_s, predicate, object)$ with i_s in its subject part and anything in its predicate and object parts, we can rewrite it by its subject part, using a predefined mapping μ and the function (6.3).

$$\mathcal{D}_i^s(t, \mu) = (i_t, predicate, object) \quad \text{if } \mu : i_s \equiv i_t \quad (6.3)$$

Example 6.1. Consider the query posed over the source ontology of Figure 4.1: “Return the type of the `CSFoundations` individual”. The SPARQL syntax of the source query is shown below:

```
@PREFIX src: <http://www.ontologies.com/SourceOntology.owl#>.
@PREFIX rdf: <http://www.w3.org/1999/02/22-rdf-syntax-ns#>.
```

```
SELECT ?x
WHERE {src:CSFoundations rdf:type ?x.}
```

In order to rewrite the SPARQL query for posing it over the target ontology of Figure 4.1, we have to rewrite the triple pattern $t = (src : CSFoundations, rdf : type, ?x)$ by its subject, predicate and object parts. Taking into consideration a mapping μ of the triple pattern's subject part, the result of the triple pattern's t rewriting by its subject part is provided by invoking the function (6.3).

$$t = (src : CSFoundations, rdf : type, ?x)$$

$$\mu : src : CSFoundations \equiv trg : FoundationsOfCS$$

Using the parameters defined above, as well as the function (6.3), the triple pattern t is rewritten as follows:

$$\mathcal{D}_i^s(t, \mu) = (trg : FoundationsOfCS, rdf : type, ?x)$$

In Lemma 6.1 we summarize the functions presented in this section, which are used for the rewriting of a Data Triple Pattern based on a mapping for the triple pattern's subject part.

Lemma 6.1. *Let i_s be an individual from the source ontology. Having a Data Triple Pattern t and a predefined mapping μ for its subject part, we can rewrite it by its subject, by invoking the function (6.4). Considering the semantics of the initial triple pattern, as well as the semantics of the resulted graph pattern, this rewriting step is semantics preserving.*

$$\mathcal{D}_*^s(t, \mu) = \begin{cases} \mathcal{D}_i^s(t, \mu) & \text{if } t = (i_s, predicate, object) \\ \emptyset & \text{elsewhere} \end{cases} \quad (6.4)$$

The proof of Lemma 6.1 is available in the Appendix B. □

6.2 Rewriting based on triple pattern's object part

When a property appears on the object part of a triple pattern, we conclude that the triple pattern deals with schema info, as there is no way for a non RDF/RDFS/OWL IRI to appear at the same time in the triple pattern's predicate part. Similarly, in case that

a class appears on a triple pattern's object part, the only factor which can be used to determine the triple pattern's type (Data or Schema Triple Pattern), is whether the RDF property $rdf : type$ appears on the predicate part or not. Thus, the only cases mentioned for the rewriting of a Data Triple Pattern by its object part concern individuals, as well as classes with the precondition that the RDF property $rdf : type$ appears on the triple pattern's predicate part at the same time.

Rewriting based on class mapping. Let c_s be a class from the source ontology which is mapped to a class expression from the target ontology. Having a Data Triple Pattern $t = (subject, rdf : type, c_s)$ with the class c_s in its object part, the RDF property $rdf : type$ in its predicate and anything in its subject part, we can rewrite it by its object part, using a predefined mapping μ and the function (6.5), which is continued in (6.6).

$$\mathcal{D}_c^o(t, \mu) = \left\{ \begin{array}{ll} (subject, rdf : type, c_t) & \text{if } \mu : c_s \rightarrow c_t \\ \mathcal{D}_c^o(t_1, \mu_1) \text{ UNION } \mathcal{D}_c^o(t_2, \mu_2) & \begin{array}{l} \text{if } \mu : c_s \rightarrow c_{t1} \sqcup c_{t2}, \\ \text{where } t_1 = (subject, rdf : type, c_{t1}), \\ \mu_1 : c_{t1} \equiv CE_{t1}, \\ \text{and } t_2 = (subject, rdf : type, c_{t2}), \\ \mu_2 : c_{t2} \equiv CE_{t2} \end{array} \\ \mathcal{D}_c^o(t_1, \mu_1) \text{ AND } \mathcal{D}_c^o(t_2, \mu_2) & \begin{array}{l} \text{if } \mu : c_s \rightarrow c_{t1} \sqcap c_{t2}, \\ \text{where } t_1 = (subject, rdf : type, c_{t1}), \\ \mu_1 : c_{t1} \equiv CE_{t1}, \\ \text{and } t_2 = (subject, rdf : type, c_{t2}), \\ \mu_2 : c_{t2} \equiv CE_{t2} \end{array} \\ \mathcal{D}_c^o(t_1, \mu_1) \text{ AND } \mathcal{D}_{op}^p(t_2, \mu_2) \\ \text{FILTER}(?var \overline{cp} v_{op}) & \begin{array}{l} \text{if } \mu : c_s \rightarrow c_t.(op_t \overline{cp} v_{op}), \\ \text{where } \overline{cp} \in \{\neq, =\}, \\ v_{op} = individual, \\ t_1 = (subject, rdf : type, c_t), \\ \mu_1 : c_t \equiv CE_t, \\ \text{and } t_2 = (subject, op_t, ?var), \\ \mu_2 : op_t \equiv OPE_t \end{array} \\ *continued in (6.6) & \end{array} \right. \quad (6.5)$$

$$\mathcal{D}_c^o(t, \mu) = \left\{ \begin{array}{ll}
\text{*continued from (6.5)} & \\
\mathcal{D}_c^o(t_1, \mu_1) \text{ AND } \mathcal{D}_{dp}^p(t_2, \mu_2) & \text{if } \mu : c_s \rightarrow c_t.(dp_t \text{ cp } v_{dp}), \\
\text{FILTER}(?var \text{ cp } v_{dp}) & \text{where } \text{cp} \in \{\neq, =, \leq, \geq, <, >\}, \\
& v_{dp} = \text{data value}, \\
& t_1 = (\text{subject}, \text{rdf} : \text{type}, c_t), \\
& \mu_1 : c_t \equiv CE_t, \\
& \text{and } t_2 = (\text{subject}, dp_t, ?var), \\
& \mu_2 : dp_t \equiv DPE_t \\
\\
\mathcal{D}_c^o(t_1, \mu_1) \text{ AND } \mathcal{D}_{op}^p(t_2, \mu_2) & \text{if } \mu : c_s \rightarrow c_t.(op_{t1} \text{ } \overline{\text{cp}} \text{ } op_{t2}), \\
\text{AND } \mathcal{D}_{op}^p(t_3, \mu_3) & \text{where } \overline{\text{cp}} \in \{\neq, =\}, \\
\text{FILTER}(?var_1 \text{ } \overline{\text{cp}} \text{ } ?var_2) & t_1 = (\text{subject}, \text{rdf} : \text{type}, c_t), \\
& \mu_1 : c_t \equiv CE_t, \\
& t_2 = (\text{subject}, op_{t1}, ?var_1), \\
& \mu_2 : op_{t1} \equiv OPE_{t1}, \\
& \text{and } t_3 = (\text{subject}, op_{t2}, ?var_2), \\
& \mu_3 : op_{t2} \equiv OPE_{t2} \\
\\
\mathcal{D}_c^o(t_1, \mu_1) \text{ AND } \mathcal{D}_{dp}^p(t_2, \mu_2) & \text{if } \mu : c_s \rightarrow c_t.(dp_{t1} \text{ cp } dp_{t2}), \\
\text{AND } \mathcal{D}_{dp}^p(t_3, \mu_3) & \text{where } \text{cp} \in \{\neq, =, \leq, \geq, <, >\}, \\
\text{FILTER}(?var_1 \text{ cp } ?var_2) & t_1 = (\text{subject}, \text{rdf} : \text{type}, c_t), \\
& \mu_1 : c_t \equiv CE_t, \\
& t_2 = (\text{subject}, dp_{t1}, ?var_1), \\
& \mu_2 : dp_{t1} \equiv DPE_{t1}, \\
& \text{and } t_3 = (\text{subject}, dp_{t2}, ?var_2), \\
& \mu_3 : dp_{t2} \equiv DPE_{t2}
\end{array} \right. \quad (6.6)$$

The functions \mathcal{D}_{op}^p and \mathcal{D}_{dp}^p are used by the function (6.5) in order to provide the graph pattern that forms a restricted property and are defined in Section 6.3.

Example 6.2. Consider the query posed over the source ontology of Figure 4.1: “Return the poetry books”. The SPARQL syntax of the source query is shown below:

```

@PREFIX src: <http://www.ontologies.com/SourceOntology.owl#>.
@PREFIX rdf: <http://www.w3.org/1999/02/22-rdf-syntax-ns#>.

```

```

SELECT ?x
WHERE {?x rdf:type src:Poetry.}

```

In order to rewrite the SPARQL query for posing it over the target ontology of Figure 4.1, we have to rewrite the triple pattern $t = (?x, \text{rdf} : \text{type}, \text{src} : \text{Poetry})$ by its

subject, predicate and object parts. Taking into consideration a mapping μ of the triple pattern's object part, the result of the triple pattern's t rewriting by its object part is provided by invoking the function (6.5).

$$t = (?x, rdf : type, src : Poetry)$$

$$\mu : src : Poetry \sqsubseteq trg : Literature$$

The mapping μ is of type $c_s \rightarrow c_t$. Thus, using the parameters defined above, as well as the function (6.5), the triple pattern t is rewritten as follows:

$$\mathcal{D}_c^o(t, \mu) = (?x, rdf : type, trg : Literature)$$

Example 6.3. Consider the query posed over the source ontology of Figure 4.1: “Return the scientific books”. The SPARQL syntax of the source query is shown below:

```
@PREFIX src: <http://www.ontologies.com/SourceOntology.owl#>.
```

```
@PREFIX rdf: <http://www.w3.org/1999/02/22-rdf-syntax-ns#>.
```

```
SELECT ?x
```

```
WHERE {?x rdf:type src:Science.}
```

In order to rewrite the SPARQL query for posing it over the target ontology of Figure 4.1, we have to rewrite the triple pattern $t = (?x, rdf : type, src : Science)$ by its subject, predicate and object parts. Taking into consideration a mapping μ of the triple pattern's object part, the result of the triple pattern's t rewriting by its object part is provided by invoking the function (6.5).

$$t = (?x, rdf : type, src : Science)$$

$$\mu : src : Science \equiv trg : ComputerScience \sqcup trg : Mathematics$$

The mapping μ is of type $c_s \rightarrow c_{t1} \sqcup c_{t2}$. Following the definition of the function (6.5), two triple patterns t_1 and t_2 are created and the complex mapping μ is decomposed into the mappings μ_1 and μ_2 . The triple patterns t_1 and t_2 contain the classes c_{t1} and c_{t2} on their object part, respectively. The mapping of the class c_{t1} is provided by μ_1 , while the mapping of the class c_{t2} is provided by μ_2 .

$$t_1 = (?x, rdf : type, c_{t1})$$

$$t_2 = (?x, rdf : type, c_{t2})$$

$$\mu_1 : c_{t1} \equiv trg : ComputerScience$$

$$\mu_2 : c_{t2} \equiv trg : Mathematics$$

Thus,

$$\mathcal{D}_c^o(t, \mu) = \mathcal{D}_c^o(t_1, \mu_1) \text{ UNION } \mathcal{D}_c^o(t_2, \mu_2)$$

The mappings μ_1 and μ_2 are of type $c_s \rightarrow c_t$. Thus, using the parameters defined above, as well as the function (6.5) for the rewriting of the triple patterns t_1 and t_2 , the initial triple pattern t is rewritten as follows:

$$\begin{aligned} \mathcal{D}_c^o(t, \mu) &= \mathcal{D}_c^o(t_1, \mu_1) \text{ UNION } \mathcal{D}_c^o(t_2, \mu_2) \\ &= (?x, rdf : type, trg : ComputerScience) \text{ UNION } \\ &\quad (?x, rdf : type, trg : Mathematics) \end{aligned}$$

Example 6.4. Consider the query posed over the source ontology of Figure 4.1: “Return the popular scientific books”. The SPARQL syntax of the source query is shown below:

```
@PREFIX src: <http://www.ontologies.com/SourceOntology.owl#>.
```

```
@PREFIX rdf: <http://www.w3.org/1999/02/22-rdf-syntax-ns#>.
```

```
SELECT ?x
```

```
WHERE {?x rdf:type src:Popular.}
```

In order to rewrite the SPARQL query for posing it over the target ontology of Figure 4.1, we have to rewrite the triple pattern $t = (?x, rdf : type, src : Popular)$ by its subject, predicate and object parts. Taking into consideration a mapping μ of the triple pattern's object part, the result of the triple pattern's t rewriting by its object part is provided by invoking the function (6.5).

$$t = (?x, rdf : type, src : Popular)$$

$$\mu : src : Popular \equiv (trg : ComputerScience \sqcup trg : Mathematics) \sqcap trg : BestSeller$$

The mapping μ is of type $c_s \rightarrow c_{t1} \sqcap c_{t2}$. Following the definition of the function (6.5), two triple patterns t_1 and t_2 are created and the complex mapping μ is decomposed into the mappings μ_1 and μ_2 . The triple patterns t_1 and t_2 contain the classes c_{t1} and c_{t2} on their object part, respectively. The mapping of the class c_{t1} is provided by μ_1 , while the mapping of the class c_{t2} is provided by μ_2 .

$$t_1 = (?x, rdf : type, c_{t1})$$

$$t_2 = (?x, rdf : type, c_{t2})$$

$$\mu_1 : c_{t1} \equiv \text{trg} : \text{ComputerScience} \sqcup \text{trg} : \text{Mathematics}$$

$$\mu_2 : c_{t2} \equiv \text{trg} : \text{BestSeller}$$

Thus,

$$\mathcal{D}_c^o(t, \mu) = \mathcal{D}_c^o(t_1, \mu_1) \text{ AND } \mathcal{D}_c^o(t_2, \mu_2)$$

Similarly, the resulted complex mapping μ_1 is of type $c_s \rightarrow c_{t3} \sqcup c_{t4}$. Consequently, two triple patterns t_3 and t_4 are created and the complex mapping μ_1 is decomposed into the mappings μ_3 and μ_4 . The triple patterns t_3 and t_4 contain the classes c_{t3} and c_{t4} on their object part, respectively. The mapping of the class c_{t3} is provided by μ_3 , while the mapping of the class c_{t4} is provided by μ_4 .

$$t_3 = (?x, \text{rdf} : \text{type}, c_{t3})$$

$$t_4 = (?x, \text{rdf} : \text{type}, c_{t4})$$

$$\mu_3 : c_{t3} \equiv \text{trg} : \text{ComputerScience}$$

$$\mu_4 : c_{t4} \equiv \text{trg} : \text{Mathematics}$$

Thus,

$$\begin{aligned} \mathcal{D}_c^o(t, \mu) &= \mathcal{D}_c^o(t_1, \mu_1) \text{ AND } \mathcal{D}_c^o(t_2, \mu_2) \\ &= (\mathcal{D}_c^o(t_3, \mu_3) \text{ UNION } \mathcal{D}_c^o(t_4, \mu_4)) \text{ AND } \mathcal{D}_c^o(t_2, \mu_2) \end{aligned}$$

The mappings μ_2 , μ_3 and μ_4 are of type $c_s \rightarrow c_t$. Thus, using the parameters defined above, as well as the function (6.5) for the rewriting of the triple patterns t_2 , t_3 and t_4 , the initial triple pattern t is rewritten as follows:

$$\begin{aligned} \mathcal{D}_c^o(t, \mu) &= \mathcal{D}_c^o(t_1, \mu_1) \text{ AND } \mathcal{D}_c^o(t_2, \mu_2) \\ &= (\mathcal{D}_c^o(t_3, \mu_3) \text{ UNION } \mathcal{D}_c^o(t_4, \mu_4)) \text{ AND } \mathcal{D}_c^o(t_2, \mu_2) \\ &= ((?x, \text{rdf} : \text{type}, \text{trg} : \text{ComputerScience}) \text{ UNION} \\ &\quad (?x, \text{rdf} : \text{type}, \text{trg} : \text{Mathematics})) \text{ AND} \\ &\quad (?x, \text{rdf} : \text{type}, \text{trg} : \text{BestSeller}) \end{aligned}$$

Rewriting based on individual mapping. Let i_s be an individual from the source ontology which is mapped to an individual i_t from the target ontology. Having a Data Triple Pattern $t = (subject, predicate, i_s)$ with i_s in its object part and anything in its predicate and subject parts, we can rewrite it by its object part, using a predefined mapping μ and the function (6.7).

$$\mathcal{D}_i^o(t, \mu) = (subject, predicate, i_t) \quad \text{if } \mu : i_s \equiv i_t \quad (6.7)$$

Example 6.5. Consider the query posed over the source ontology of Figure 4.1: “Return the individuals which are specified to be the same with the `CSFoundations` individual”. The SPARQL syntax of the source query is shown below:

```
@PREFIX src: <http://www.ontologies.com/SourceOntology.owl#>.
@PREFIX owl: <http://www.w3.org/2002/07/owl#>.
```

```
SELECT ?x
WHERE {?x owl:sameAs src:CSFoundations.}
```

In order to rewrite the SPARQL query for posing it over the target ontology of Figure 4.1, we have to rewrite the triple pattern $t = (?x, owl : sameAs, src : CSFoundations)$ by its subject, predicate and object parts. Taking into consideration a mapping μ of the triple pattern's object part, the result of the triple pattern's t rewriting by its object part is provided by invoking the function (6.7).

$$t = (?x, owl : sameAs, src : CSFoundations)$$

$$\mu : src : CSFoundations \equiv trg : FoundationsOfCS$$

Using the parameters defined above, as well as the function (6.7), the triple pattern t is rewritten as follows:

$$\mathcal{D}_i^o(t, \mu) = (?x, owl : sameAs, trg : FoundationsOfCS)$$

In Lemma 6.2 we summarize the functions presented in this section, which are used for the rewriting of a Data Triple Pattern based on a mapping for the triple pattern's object part.

Lemma 6.2. *Let i_s be an individual and c_s be a class from the source ontology. Having a Data Triple Pattern t and a predefined mapping μ for its object part, we can rewrite it by its object, by invoking the function (6.8). Considering the semantics of the initial triple pattern, as well as the semantics of the resulted graph pattern, this rewriting step is semantics preserving.*

$$\mathcal{D}_*^o(t, \mu) = \begin{cases} \mathcal{D}_i^o(t, \mu) & \text{if } t = (\text{subject}, \text{predicate}, i_s) \\ \mathcal{D}_c^o(t, \mu) & \text{if } t = (\text{subject}, \text{rdf} : \text{type}, c_s) \\ \emptyset & \text{elsewhere} \end{cases} \quad (6.8)$$

The proof of Lemma 6.2 is available in the Appendix B. □

6.3 Rewriting based on triple pattern's predicate part

In order to rewrite a Data Triple Pattern by its predicate part only property mappings can be used, since a class or an individual cannot appear on a triple pattern's predicate part.

Rewriting based on object property mapping. Let op_s be an object property from the source ontology which is mapped to an object property expression from the target ontology. Having a Data Triple Pattern $t = (\text{subject}, op_s, \text{object})$ with op_s in its predicate part and anything in its subject and object parts, we can rewrite it by its predicate part, using a predefined mapping μ and the function (6.9).

$$\mathcal{D}_{op}^p(t, \mu) = \left\{ \begin{array}{ll}
(\text{subject}, op_t, \text{object}) & \text{if } \mu : op_s \rightarrow op_t \\
\\
\mathcal{D}_{op}^p(t_1, \mu_1) \text{ AND } \mathcal{D}_{op}^p(t_2, \mu_2) & \begin{array}{l} \text{if } \mu : op_s \rightarrow op_{t1} \circ op_{t2}, \\ \text{where } t_1 = (\text{subject}, op_{t1}, ?var), \\ \mu_1 : op_{t1} \equiv OPE_{t1}, \\ \text{and } t_2 = (?var, op_{t2}, \text{object}), \\ \mu_2 : op_{t2} \equiv OPE_{t2} \end{array} \\
\\
\mathcal{D}_{op}^p(t_1, \mu_1) \text{ UNION } \mathcal{D}_{op}^p(t_2, \mu_2) & \begin{array}{l} \text{if } \mu : op_s \rightarrow op_{t1} \sqcup op_{t2}, \\ \text{where } t_1 = (\text{subject}, op_{t1}, \text{object}), \\ \mu_1 : op_{t1} \equiv OPE_{t1}, \\ \text{and } t_2 = (\text{subject}, op_{t2}, \text{object}), \\ \mu_2 : op_{t2} \equiv OPE_{t2} \end{array} \\
\\
\mathcal{D}_{op}^p(t_1, \mu_1) \text{ AND } \mathcal{D}_{op}^p(t_2, \mu_2) & \begin{array}{l} \text{if } \mu : op_s \rightarrow op_{t1} \sqcap op_{t2}, \\ \text{where } t_1 = (\text{subject}, op_{t1}, \text{object}), \\ \mu_1 : op_{t1} \equiv OPE_{t1}, \\ \text{and } t_2 = (\text{subject}, op_{t2}, \text{object}), \\ \mu_2 : op_{t2} \equiv OPE_{t2} \end{array} \\
\\
\mathcal{D}_{op}^p(t_1, \mu_1) & \begin{array}{l} \text{if } \mu : op_s \rightarrow inv(op_t), \\ \text{where } t_1 = (\text{object}, op_t, \text{subject}) \\ \text{and } \mu_1 : op_t \equiv OPE_t \end{array} \\
\\
\mathcal{D}_{op}^p(t_1, \mu_1) \text{ AND } \mathcal{D}_c^o(t_2, \mu_2) & \begin{array}{l} \text{if } \mu : op_s \rightarrow op_t.domain(c_t), \\ \text{where } t_1 = (\text{subject}, op_t, \text{object}), \\ \mu_1 : op_t \equiv OPE_t, \\ \text{and } t_2 = (\text{subject}, rdf : type, c_t), \\ \mu_2 : c_t \equiv CE_t \end{array} \\
\\
\mathcal{D}_{op}^p(t_1, \mu_1) \text{ AND } \mathcal{D}_c^o(t_2, \mu_2) & \begin{array}{l} \text{if } \mu : op_s \rightarrow op_t.range(c_t), \\ \text{where } t_1 = (\text{subject}, op_t, \text{object}), \\ \mu_1 : op_t \equiv OPE_t, \\ \text{and } t_2 = (\text{object}, rdf : type, c_t), \\ \mu_2 : c_t \equiv CE_t \end{array}
\end{array} \right. \quad (6.9)$$

Example 6.6. Consider the query posed over the source ontology of Figure 4.1: “Return the publisher of the book **CSFoundations**”. The SPARQL syntax of the source query is shown below:

```
@PREFIX src: <http://www.ontologies.com/SourceOntology.owl#>.
```

```
SELECT ?x
WHERE {src:CSFoundations src:publisher ?x.}
```

In order to rewrite the SPARQL query for posing it over the target ontology of Figure 4.1, we have to rewrite the triple pattern $t = (src : CSFoundations, src : publisher, ?x)$ by its subject, predicate and object parts. Taking into consideration a mapping μ of the triple pattern's predicate part, the result of the triple pattern's t rewriting by its predicate part is provided by invoking the function (6.9).

$$t = (src : CSFoundations, src : publisher, ?x)$$

$$\mu : src : publisher \equiv inv(trg : publishes)$$

The mapping μ is of type $op_s \rightarrow inv(op_t)$. Following the definition of the function (6.9), a triple patterns t_1 is created and the complex mapping μ is transformed to the mapping μ_1 . The triple pattern t_1 contains an object property op_t on its predicate part and its mapping is provided by μ_1 .

$$t_1 = (?x, op_t, src : CSFoundations)$$

$$\mu_1 : op_t \equiv trg : publishes$$

Thus,

$$\mathcal{D}_{op}^p(t, \mu) = \mathcal{D}_{op}^p(t_1, \mu_1)$$

The mapping μ_1 is of type $op_s \rightarrow op_t$. Thus, using the parameters defined above, as well as the function (6.9) for the rewriting of the triple pattern t_1 , the initial triple pattern t is rewritten as follows:

$$\begin{aligned} \mathcal{D}_{op}^p(t, \mu) &= \mathcal{D}_{op}^p(t_1, \mu_1) \\ &= (?x, trg : publishes, src : CSFoundations) \end{aligned}$$

Rewriting based on datatype property mapping. Let dp_s be a datatype property from the source ontology which is mapped to a datatype property expression from the target ontology. Having a Data Triple Pattern $t = (subject, dp_s, object)$ with dp_s in its predicate part and anything in its subject and object parts, we can rewrite it by its predicate part, using a predefined mapping μ and the function (6.10).

$$\mathcal{D}_{dp}^p(t, \mu) = \left\{ \begin{array}{ll}
(subject, dp_t, object) & \text{if } \mu : dp_s \rightarrow dp_t \\
\\
\mathcal{D}_{op}^p(t_1, \mu_1) \text{ AND } \mathcal{D}_{dp}^p(t_2, \mu_2) & \begin{array}{l} \text{if } \mu : dp_s \rightarrow op_t \circ dp_t, \\ \text{where } t_1 = (subject, op_t, ?var), \\ \mu_1 : op_t \equiv OPE_t, \\ \text{and } t_2 = (?var, dp_t, object), \\ \mu_2 : dp_t \equiv DPE_t \end{array} \\
\\
\mathcal{D}_{dp}^p(t_1, \mu_1) \text{ UNION } \mathcal{D}_{dp}^p(t_2, \mu_2) & \begin{array}{l} \text{if } \mu : dp_s \rightarrow dp_{t1} \sqcup dp_{t2}, \\ \text{where } t_1 = (subject, dp_{t1}, object), \\ \mu_1 : dp_{t1} \equiv DPE_{t1}, \\ \text{and } t_2 = (subject, dp_{t2}, object), \\ \mu_2 : dp_{t2} \equiv DPE_{t2} \end{array} \\
\\
\mathcal{D}_{dp}^p(t_1, \mu_1) \text{ AND } \mathcal{D}_{dp}^p(t_2, \mu_2) & \begin{array}{l} \text{if } \mu : dp_s \rightarrow dp_{t1} \sqcap dp_{t2}, \\ \text{where } t_1 = (subject, dp_{t1}, object), \\ \mu_1 : dp_{t1} \equiv DPE_{t1}, \\ \text{and } t_2 = (subject, dp_{t2}, object), \\ \mu_2 : dp_{t2} \equiv DPE_{t2} \end{array} \\
\\
\mathcal{D}_{dp}^p(t_1, \mu_1) \text{ AND } \mathcal{D}_c^o(t_2, \mu_2) & \begin{array}{l} \text{if } \mu : dp_s \rightarrow dp_t.domain(c_t), \\ \text{where } t_1 = (subject, dp_t, object), \\ \mu_1 : dp_t \equiv DPE_t, \\ \text{and } t_2 = (subject, rdf : type, c_t), \\ \mu_2 : c_t \equiv CE_t \end{array} \\
\\
\mathcal{D}_{dp}^p(t_1, \mu_1) \\ \text{FILTER}(object \text{ cp } v_{dp}) & \begin{array}{l} \text{if } \mu : dp_s \rightarrow dp_t.range(\text{cp } v_{dp}), \\ \text{where } \text{cp} \in \{\neq, =, \leq, \geq, <, >\}, \\ v_{dp} = \text{data value}, \\ \text{and } t_1 = (subject, dp_t, object), \\ \mu_1 : dp_t \equiv DPE_t \end{array}
\end{array} \right. \quad (6.10)$$

Example 6.7. Consider the query posed over the source ontology of Figure 4.1: “Return the name of the CSFoundations individual which is of type Book”. The SPARQL syntax of the source query is shown below:

```
@PREFIX src: <http://www.ontologies.com/SourceOntology.owl#>.
```

```
SELECT ?x
```

```
WHERE {src:CSFoundations src:name ?x.}
```

In order to rewrite the SPARQL query for posing it over the target ontology of Figure 4.1, we have to rewrite the triple pattern $t = (src : CSFoundations, src : name, ?x)$ by its subject, predicate and object parts. Taking into consideration a mapping μ of the triple pattern's predicate part, the result of the triple pattern's t rewriting by its predicate part is provided by invoking the function (6.10).

$$t = (src : CSFoundations, src : name, ?x)$$

$$\mu : src : name \sqsupseteq trg : title$$

The mappings μ is of type $dp_s \rightarrow dp_t$. Thus, using the parameters defined above, as well as the function (6.10), the triple pattern t is rewritten as follows:

$$\mathcal{D}_{dp}^p(t, \mu) = (src : CSFoundations, trg : title, ?x)$$

Example 6.8. Consider the query posed over the source ontology of Figure 4.1: “Return the available reviews for the book *CSFoundations*”. The SPARQL syntax of the source query is shown below:

```
@PREFIX src: <http://www.ontologies.com/SourceOntology.owl#>.
```

```
SELECT ?x
```

```
WHERE {src:CSFoundations src:review ?x.}
```

In order to rewrite the SPARQL query for posing it over the target ontology of Figure 4.1, we have to rewrite the triple pattern $t = (src : CSFoundations, src : review, ?x)$ by its subject, predicate and object parts. Taking into consideration a mapping μ of the triple pattern's predicate part, the result of the triple pattern's t rewriting by its predicate part is provided by invoking the function (6.10).

$$t = (src : CSFoundations, src : review, ?x)$$

$$\mu : src : review \equiv trg : editorialReview \sqcup trg : customerReview$$

The mapping μ is of type $dp_s \rightarrow dp_{t1} \sqcup dp_{t2}$. Following the definition of the function (6.10), two triple patterns t_1 and t_2 are created and the complex mapping μ is decomposed into the mappings μ_1 and μ_2 . The triple patterns t_1 and t_2 contain the datatype properties dp_{t1} and dp_{t2} on their predicate part, respectively. The mapping of the datatype property dp_{t1} is provided by μ_1 , while the mapping of the datatype property dp_{t2} is provided by μ_2 .

$$t_1 = (src : CSFoundations, dp_{t1}, ?x)$$

$$t_2 = (src : CSFoundations, dp_{t_2}, ?x)$$

$$\mu_1 : dp_{t_1} \equiv trg : editorialReview$$

$$\mu_2 : dp_{t_2} \equiv trg : customerReview$$

Thus,

$$\mathcal{D}_{dp}^p(t, \mu) = \mathcal{D}_{dp}^p(t_1, \mu_1) \text{ UNION } \mathcal{D}_{dp}^p(t_2, \mu_2)$$

The mappings μ_1 and μ_2 are of type $dp_s \rightarrow dp_t$. Thus, using the parameters defined above, as well as the function (6.10) for the rewriting of the triple patterns t_1 and t_2 , the initial triple pattern t is rewritten as follows:

$$\begin{aligned} \mathcal{D}_{dp}^p(t, \mu) &= \mathcal{D}_{dp}^p(t_1, \mu_1) \text{ UNION } \mathcal{D}_{dp}^p(t_2, \mu_2) \\ &= (src : CSFoundations, trg : editorialReview, ?x) \text{ UNION } \\ &\quad (src : CSFoundations, trg : customerReview, ?x) \end{aligned}$$

In Lemma 6.3 we summarize the functions presented in this section, which are used for the rewriting of a Data Triple Pattern based on a mapping for the triple pattern's predicate part.

Lemma 6.3. *Let op_s be an object property and dp_s be a datatype property from the source ontology. Having a Data Triple Pattern t and a predefined mapping μ for its predicate part, we can rewrite it by its predicate, by invoking the function (6.11). Considering the semantics of the initial triple pattern, as well as the semantics of the resulted graph pattern, this rewriting step is semantics preserving.*

$$\mathcal{D}_*^p(t, \mu) = \begin{cases} \mathcal{D}_{op}^p(t, \mu) & \text{if } t = (subject, op_s, object) \\ \mathcal{D}_{dp}^p(t, \mu) & \text{if } t = (subject, dp_s, object) \\ \emptyset & \text{elsewhere} \end{cases} \quad (6.11)$$

The proof of Lemma 6.3 is available in the Appendix B. □

6.4 Combination examples

In this section we provide a set of examples that combine some of the functions presented in the previous sections in order to rewrite a triple pattern based on a specific triple pattern's part (i.e. subject, predicate, object).

Example 6.9. Consider the query posed over the source ontology of Figure 4.1: “Return the pocket-sized books”. The SPARQL syntax of the source query is shown below:

```
@PREFIX src: <http://www.ontologies.com/SourceOntology.owl#>.
@PREFIX rdf: <http://www.w3.org/1999/02/22-rdf-syntax-ns#>.

SELECT ?x
WHERE {?x rdf:type src:Pocket.}
```

In order to rewrite the SPARQL query for posing it over the target ontology of Figure 4.1, we have to rewrite the triple pattern $t = (?x, rdf : type, src : Pocket)$ by its subject, predicate and object parts. Taking into consideration a mapping μ of the triple pattern’s object part, the result of the triple pattern’s t rewriting by its object part is provided by invoking the function (6.5).

$$t = (?x, rdf : type, src : Pocket)$$

$$\mu : src : Pocket \equiv trg : Textbook.(trg : size \leq 14)$$

Taking a closer look at the mapping μ , we conclude that the source ontology’s class **Pocket** is mapped to the target ontology’s class **Textbook**, restricted on its **size** property values. Consequently, the mapping μ is of type $c_s \rightarrow c_t.(dp_t \text{ cp } v_{dp})$. Following the definition of the function (6.5), two triple patterns t_1 and t_2 are created and the complex mapping μ is decomposed into the mappings μ_1 and μ_2 . The triple pattern t_1 contains a class c_t on its object part, while the triple pattern t_2 contains a datatype property dp_t on its predicate part. The mapping of the class c_t is provided by μ_1 , while the mapping of the property dp_t is provided by μ_2 .

$$t_1 = (?x, rdf : type, c_t)$$

$$t_2 = (?x, dp_t, ?var)$$

$$\mu_1 : c_t \equiv trg : Textbook$$

$$\mu_2 : dp_t \equiv trg : size$$

Thus,

$$\mathcal{D}_c^o(t, \mu) = \mathcal{D}_c^o(t_1, \mu_1) \text{ AND } \mathcal{D}_{dp}^p(t_2, \mu_2) \text{ FILTER}(?var \leq 14)$$

The mapping μ_2 , as well as the triple pattern t_2 are used by the function (6.10), in order to form the graph pattern representing the **size** property. Thus, using the parameters defined above, as well as the function (6.5) for the rewriting of the triple pattern t_1 , the initial triple pattern t is rewritten as follows:

$$\begin{aligned}
\mathcal{D}_c^o(t, \mu) &= \mathcal{D}_c^o(t_1, \mu_1) \text{ AND } \mathcal{D}_{dp}^p(t_2, \mu_2) \text{ FILTER}(?var \leq 14) \\
&= (?x, rdf : type, trg : Textbook) \text{ AND } (?x, trg : size, ?var) \\
&\quad \text{FILTER}(?var \leq 14)
\end{aligned}$$

Example 6.10. Consider the query posed over the source ontology of Figure 4.1: “Return the autobiography books”. The SPARQL syntax of the source query is shown below:

```

@PREFIX src: <http://www.ontologies.com/SourceOntology.owl#>.
@PREFIX rdf: <http://www.w3.org/1999/02/22-rdf-syntax-ns#>.

SELECT ?x
WHERE {?x rdf:type src:Autobiography.}

```

In order to rewrite the SPARQL query for posing it over the target ontology of Figure 4.1, we have to rewrite the triple pattern $t = (?x, rdf : type, src : Autobiography)$ by its subject, predicate and object parts. Taking into consideration a mapping μ of the triple pattern’s object part, the result of the triple pattern’s t rewriting by its object part is provided by invoking the function (6.5).

$$\begin{aligned}
t &= (?x, rdf : type, src : Autobiography) \\
\mu : src : Autobiography &\equiv trg : Biography.(trg : author = trg : topic)
\end{aligned}$$

Taking a closer look at the mapping μ , we conclude that the source ontology’s class **Autobiography** is mapped to the target ontology’s class **Biography**, restricted on its **author** property values. The mapping μ is of type $c_s \rightarrow c_t.(dp_{t1} \text{ cp } dp_{t2})$. Following the definition of the function (6.5), three triple patterns t_1 , t_2 and t_3 are created and the complex mapping μ is decomposed into the mappings μ_1 , μ_2 and μ_3 . The triple pattern t_1 contains a class c_t on its object part, while the triple patterns t_2 and t_3 contain the datatype properties dp_{t1} and dp_{t2} on their predicate part, respectively. The mapping of the class c_t is provided by μ_1 , the mapping of the property dp_{t1} is provided by μ_2 and the mapping of the property dp_{t2} is provided by μ_3 .

$$\begin{aligned}
t_1 &= (?x, rdf : type, c_t) \\
t_2 &= (?x, dp_{t1}, ?var_1) \\
t_3 &= (?x, dp_{t2}, ?var_2) \\
\mu_1 : c_t &\equiv trg : Biography
\end{aligned}$$

$$\mu_2 : dp_{t_1} \equiv trg : author$$

$$\mu_2 : dp_{t_2} \equiv trg : topic$$

Thus,

$$\begin{aligned} \mathcal{D}_c^o(t, \mu) &= \mathcal{D}_c^o(t_1, \mu_1) \text{ AND } \mathcal{D}_{dp}^p(t_2, \mu_2) \\ &\text{ AND } \mathcal{D}_{dp}^p(t_3, \mu_3) \text{ FILTER}(?var_1 = ?var_2) \end{aligned}$$

The mapping μ_2 , as well as the triple pattern t_2 are used by the function (6.10), in order to form the graph pattern representing the property **author**. Similarly, the mapping μ_3 , as well as the triple pattern t_3 are used by the same function, in order to form the graph pattern representing the property **topic**. Finally, using the parameters defined above, as well as the function (6.5) for the rewriting of the triple pattern t_1 , the initial triple pattern t is rewritten as follows:

$$\begin{aligned} \mathcal{D}_c^o(t, \mu) &= \mathcal{D}_c^o(t_1, \mu_1) \text{ AND } \mathcal{D}_{dp}^p(t_2, \mu_2) \\ &\text{ AND } \mathcal{D}_{dp}^p(t_3, \mu_3) \text{ FILTER}(?var_1 = ?var_2) \\ &= (?x, rdf : type, trg : Biography) \text{ AND } (?x, trg : author, ?var_1) \\ &\text{ AND } (?x, trg : topic, ?var_2) \text{ FILTER}(?var_1 = ?var_2) \end{aligned}$$

Example 6.11. Consider the query posed over the source ontology of Figure 4.1: “Return the pocket-sized books which are part of a collection”. The SPARQL syntax of the source query is shown below:

```
@PREFIX src: <http://www.ontologies.com/SourceOntology.owl#>.
```

```
SELECT ?x ?y
WHERE {?x src:partOf ?y.}
```

In order to rewrite the SPARQL query for posing it over the target ontology of Figure 4.1, we have to rewrite the triple pattern $t = (?x, src : partOf, ?y)$ by its subject, predicate and object parts. Taking into consideration a mapping μ of the triple pattern’s predicate part, the result of the triple pattern’s t rewriting by its predicate part is provided by invoking the function (6.9).

$$t = (?x, src : partOf, ?y)$$

$$\mu : src : partOf \equiv trg : partOf.domain(trg : Textbook.(trg : size \leq 14))$$

Taking a closer look at the mapping μ , we conclude that the source ontology's property **partOf** is mapped to the target ontology's property **partOf**, restricted on its domain values. Consequently, the mapping μ is of type $op_s \rightarrow op_t.domain(c_{t1})$. Following the definition of the function (6.9), two triple patterns t_1 and t_2 are created and the complex mapping μ is decomposed into the mappings μ_1 and μ_2 . The triple pattern t_1 contains an object property op_t on its predicate part and its mapping is provided by μ_1 , while the triple pattern t_2 contains a class c_{t1} on its object part and its mapping is provided by μ_2 .

$$t_1 = (?x, op_t, ?y)$$

$$t_2 = (?x, rdf : type, c_{t1})$$

$$\mu_1 : op_t \equiv trg : partOf$$

$$\mu_2 : c_{t1} \equiv trg : Textbook.(trg : size \leq 14)$$

Thus,

$$\mathcal{D}_{op}^p(t, \mu) = \mathcal{D}_{op}^p(t, \mu_1) \text{ AND } \mathcal{D}_c^o(t_2, \mu_2)$$

The mapping μ_2 actually specifies a mapping between the domain of the source ontology's property **partOf** and the target ontology's class **Textbook**, restricted on its **size** property values. Following the definition of the function (6.5), two triple patterns t_3 and t_4 are created and the complex mapping μ_2 is decomposed into the mappings μ_3 and μ_4 . The triple pattern t_3 contains a class c_{t2} on its object part, while the triple pattern t_4 contains a datatype property dp_t on its predicate part. The mapping of the class c_{t2} is provided by μ_3 , while the mapping of the property dp_t is provided by μ_4 .

$$t_3 = (?x, rdf : type, c_{t2})$$

$$t_4 = (?x, dp_t, ?var)$$

$$\mu_3 : c_{t2} \equiv trg : Textbook$$

$$\mu_4 : dp_t \equiv trg : size$$

Thus,

$$\mathcal{D}_{op}^p(t, \mu) = \mathcal{D}_{op}^p(t_1, \mu_1) \text{ AND } \mathcal{D}_c^o(t_2, \mu_2)$$

$$\begin{aligned} &= \mathcal{D}_{op}^p(t_1, \mu_1) \text{ AND } (\mathcal{D}_c^o(t_3, \mu_3) \text{ AND } \mathcal{D}_{dp}^p(t_4, \mu_4) \\ &\quad \text{FILTER}(?var \leq 14)) \end{aligned}$$

The mapping μ_4 , as well as the triple pattern t_4 are used by the function (6.10) in order to form the graph pattern representing the **size** property. Thus, using the parameters defined above, as well as the functions (6.9) and (6.5) for the rewriting of the triple patterns t_1 and t_3 , the initial triple pattern t is rewritten as follows:

$$\begin{aligned}
\mathcal{D}_{op}^p(t, \mu) &= \mathcal{D}_{op}^p(t_1, \mu_1) \text{ AND } \mathcal{D}_c^o(t_2, \mu_2) \\
&= \mathcal{D}_{op}^p(t_1, \mu_1) \text{ AND } (\mathcal{D}_c^o(t_3, \mu_3) \text{ AND } \mathcal{D}_{dp}^p(t_4, \mu_4) \\
&\quad \text{FILTER}(?var \leq 14)) \\
&= (?x, trg : partOf, ?y) \text{ AND } ((?x, rdf : type, trg : Textbook) \text{ AND} \\
&\quad (?x, trg : size, ?var) \text{ FILTER}(?var \leq 14))
\end{aligned}$$

Example 6.12. Consider the query posed over the source ontology of Figure 4.1: “Return the authors of the book *CSFoundations*”. The SPARQL syntax of the source query is shown below:

```

@PREFIX src: <http://www.ontologies.com/SourceOntology.owl#>.

SELECT ?x
WHERE {src:CSFoundations src:author ?x.}

```

In order to rewrite the SPARQL query for posing it over the target ontology of Figure 4.1, we have to rewrite the triple pattern $t = (src : CSFoundations, src : author, ?x)$ by its subject, predicate and object parts. Taking into consideration a mapping μ of the triple pattern’s predicate part, the result of the triple pattern’s t rewriting by its predicate part is provided by invoking the function (6.10).

$$t = (src : CSFoundations, src : author, ?x)$$

$$\mu : src : author \equiv trg : author \circ trg : name$$

The mapping μ is of type $dp_s \rightarrow op_t \circ dp_t$. Following the definition of the function (6.10), two triple patterns t_1 and t_2 are created and the complex mapping μ is decomposed into the mappings μ_1 and μ_2 . The triple patterns t_1 and t_2 contain an object property op_t and a datatype property dp_t on their predicate part, respectively. The mapping of the object property op_t is provided by μ_1 , while the mapping of the datatype property dp_t is provided by μ_2 .

$$t_1 = (src : CSFoundations, op_t, ?var)$$

$$t_2 = (?var, dp_t, ?x)$$

$$\mu_1 : op_t \equiv trg : author$$

$$\mu_2 : dp_t \equiv trg : name$$

Thus,

$$\mathcal{D}_{dp}^p(t, \mu) = \mathcal{D}_{op}^p(t_1, \mu_1) \text{ AND } \mathcal{D}_{dp}^p(t_2, \mu_2)$$

The mapping μ_1 is of type $op_s \rightarrow op_t$, while the mapping μ_2 is of type $dp_s \rightarrow dp_t$. Thus, using the parameters defined above, as well as the functions (6.9) and (6.10) for the rewriting of the triple patterns t_1 and t_2 , the initial triple pattern t is rewritten as follows:

$$\begin{aligned} \mathcal{D}_{dp}^p(t, \mu) &= \mathcal{D}_{op}^p(t_1, \mu_1) \text{ AND } \mathcal{D}_{dp}^p(t_2, \mu_2) \\ &= (src : CSFoundations, trg : author, ?var) \text{ AND} \\ &\quad (?var, trg : name, ?x) \end{aligned}$$

Chapter 7

Schema Triple Pattern rewriting

In order to rewrite a triple pattern any mapping type presented in Section 4.3 can be used. However, in some cases the mapped expressions should be relaxed in order for a mapping to be used by the Schema Triple pattern rewriting process.

In the Example 7.1, we show that a mapping is used as it is in order to be exploited by the Data Triple Pattern rewriting process. However, the same mapping should be relaxed in order to be used for the rewriting of a Schema Triple Pattern.

Example 7.1. In Figure 4.1, let the source ontology's class `Pocket` be mapped as equivalent to the class `Textbook` from the target ontology, restricted on its `size` property values. This correspondence can be represented as follows:

$$\mu : \text{src} : \text{Pocket} \equiv \text{trg} : \text{Textbook} . (\text{trg} : \text{size} \leq 14)$$

Having a Data Triple Pattern $t = (?x, \text{rdf} : \text{type}, \text{src} : \text{Pocket})$ and the mapping μ , it is clear that the entire mapping should be used to rewrite the triple pattern t . This results from the fact that the mapping μ relates a class from the source ontology with an unnamed class (i.e. set of instances) from the target ontology, and the triple pattern t concerns data info and specifically a set of instances.

On the contrary, having the mapping μ that we presented before, as well as a Schema Triple Pattern $t' = (\text{src} : \text{Pocket}, \text{rdfs} : \text{subClassOf}, ?x)$, it is clear that the class restriction cannot be used to rewrite it. As mentioned before, the class `Pocket` is mapped to an unnamed class. Thus, using the class restriction for the rewriting of t' , makes the evaluation results prone to whether the target ontology defines the unnamed class, which is very unlikely, and contains schema info about it as well. Consequently, in order to rewrite the triple pattern t' and also to avoid tricky hypotheses, the mapping μ should

be transformed to a similar one, having the property restriction of the target ontology's mapped expression removed (i.e. $\mu' : src : Pocket \sqsubseteq trg : Textbook$). Such a relaxation step, seems to be reliable for Schema Triple Patterns, in the sense that it is based on some inferred facts which are more likely to return the desirable query results.

The operations that determine whether a mapping should be relaxed in order to be used for the rewriting of a Schema Triple Pattern are the following:

- Class expression restrictions.
- Object/datatype property expression restrictions on domain/range values.
- Composition operations between object/datatype property expressions.
- Inverse object property expression operations.

Mapped expressions containing the above operations are relaxed in order to be used for the rewriting of a Schema Triple Pattern. In this case, a mapped class expression CE (see Definition 4.1) is transformed to a similar class expression CE' (defined recursively in (7.1)), having any class restrictions removed.

$$\begin{aligned} CE' := & \quad c && \text{(class)} \\ & | CE' \sqcap CE' && \text{(class intersection)} \\ & | CE' \sqcup CE' && \text{(class union)} \end{aligned} \quad (7.1)$$

A mapped object property expression OPE (see Definition 4.2) is transformed to a similar object property expression OPE' (defined recursively in (7.2)), having any domain/range restrictions, any composed object property expressions and any inverse object property expressions removed.

$$\begin{aligned} OPE' := & \quad op && \text{(object property)} \\ & | OPE' \sqcap OPE' && \text{(object property intersection)} \\ & | OPE' \sqcup OPE' && \text{(object property union)} \end{aligned} \quad (7.2)$$

Similarly, a mapped datatype property expression DPE (see Definition 4.3) is transformed to a similar datatype property expression DPE' (defined recursively in (7.3)), having any domain/range restrictions and any composed property expressions removed.

$$\begin{aligned} DPE' := & \quad dp && \text{(datatype property)} \\ & | DPE' \sqcap DPE' && \text{(datatype property intersection)} \\ & | DPE' \sqcup DPE' && \text{(datatype property union)} \end{aligned} \quad (7.3)$$

Mappings containing mapped expressions that need relaxation, are transformed by substituting the mapped expression with the relaxed one and by modifying the mapping's relationship, respectively. The relaxation operations presented above, can also exclude a

mapping from being used for the rewriting of a Schema Triple Pattern. For example, a mapping between an object property and a composition of object properties is excluded, since the relaxation method will remove the composition operation and consequently the entire mapped expression. It is worth to say that mappings between individuals do not need any relaxation in order to be used for the rewriting of a Schema Triple Pattern.

Even after preprocessing the defined mappings, a Schema Triple Pattern should be rewritten differently compared to a Data Triple Pattern. The need for handling differently these two different triple pattern types lies on the fact that a Data Triple Pattern deals with data info (e.g. relationships between instances or between instances and data values), while a Schema Triple Pattern deals with schema info (e.g. hierarchies and relationships between *named* classes and/or *named* properties).

In the Example 7.2, we show that handling the rewriting of a Schema Triple Pattern in the same manner with a Data Triple Pattern does not preserve the mapping semantics.

Example 7.2. In Figure 4.1, let the source ontology's class **Science** be mapped as equivalent to the union of classes **ComputerScience** and **Mathematics** from the target ontology. This correspondence can be represented as follows:

$$\mu : src : Science \equiv trg : ComputerScience \sqcup trg : Mathematics$$

A Data Triple Pattern $t = (?x, rdf : type, src : Science)$, involves the instances of class **Science**. Taking into consideration the mapping μ , the rewritten graph pattern of t should return the instances of the class **ComputerScience**, as well as the instances of the class **Mathematics**, using the UNION graph pattern operator.

On the contrary, a Schema Triple Pattern $t' = (src : Science, rdfs : subClassOf, ?x)$ involves the superclasses of the class **Science**. Using the mapping μ in order to rewrite t' , someone would expect the rewritten graph pattern to return the superclasses of the *union* of classes **ComputerScience** and **Mathematics**. However, such a rewritten graph pattern is very unlikely to match any RDF graph (i.e. no results obtained), due to the fact that the *union* of classes **ComputerScience** and **Mathematics** is *not a named class* in the target ontology, in order to contain schema info about it. In addition, this differs from returning the superclasses of the class **ComputerScience**, as well as the superclasses of the class **Mathematics**, following the treatment which was used for Data Triple Pattern rewriting.

One method to make a rewritten graph pattern semantically correspondent to the initial triple pattern t' is by using inference. In this case, a graph pattern that matches the common superclasses of the classes **ComputerScience** and **Mathematics** forms the solution.

In order to rewrite a Schema Triple Pattern using 1:N cardinality mappings, simple types of inference based on DL axioms are used. The Schema Triple Patterns which can be

handled using inference are those having on their predicate part one of the OWL/RDF/RDFS properties appearing on the set SSP (Supported Schema Predicates - see (7.4)).

$$SSP = \left\{ \begin{array}{l} rdf : type, \\ rdfs : subClassOf, \\ rdfs : subPropertyOf, \\ owl : equivalentClass, \\ owl : equivalentProperty, \\ owl : complementOf, \\ owl : disjointWith \end{array} \right\} \quad (7.4)$$

Let SSP_c (see (7.5)) be the supported OWL/RDF/RDFS property set which can be applied on classes, and SSP_p (see (7.6)) be the supported OWL/RDF/RDFS property set which can be applied on properties.

$$SSP_c = \left\{ \begin{array}{l} rdf : type, \\ rdfs : subClassOf, \\ owl : equivalentClass, \\ owl : complementOf, \\ owl : disjointWith \end{array} \right\} \quad (7.5)$$

$$SSP_p = \left\{ \begin{array}{l} rdf : type, \\ rdfs : subPropertyOf, \\ owl : equivalentProperty \end{array} \right\} \quad (7.6)$$

The sets presented above are divided further, to the sets SSP'_c (see (7.7)) and SSP'_p (see (7.8)), respectively, for the purpose of common inference treatment.

$$SSP'_c = SSP_c - \{rdfs : subClassOf\} \quad (7.7)$$

$$SSP'_p = SSP_p - \{rdfs : subPropertyOf\} \quad (7.8)$$

Let B, C, D, G be atomic concepts (i.e. classes) and K, L, R, S be atomic roles (i.e. properties). Table 7.1 and Table 7.2 summarize the class and property axioms which are used for the rewriting of Schema Triple Patterns, respectively. We note that the complement operation is denoted by using the superscript c .

Table 7.1: Class axioms used for the rewriting of Schema Triple Patterns.

Type	Axioms
Subsumption	if $B \sqsubseteq C$ and $G \equiv C$ then $B \sqsubseteq G$
	if $B \sqsubseteq C$ and $B \sqsubseteq D$ and $G \equiv C \sqcap D$ then $B \sqsubseteq G$
	if $B \sqsubseteq C$ or $B \sqsubseteq D$ and $G \equiv C \sqcup D$ then $B \sqsubseteq G$
	if $B \sqsupseteq C$ and $G \equiv C$ then $B \sqsupseteq G$
	if $B \sqsupseteq C$ or $B \sqsupseteq D$ and $G \equiv C \sqcap D$ then $B \sqsupseteq G$
	if $B \sqsupseteq C$ and $B \sqsupseteq D$ and $G \equiv C \sqcup D$ then $B \sqsupseteq G$
Equivalence	if $B \equiv C$ and $G \equiv C$ then $B \equiv G$
	if $B \equiv C$ and $B \equiv D$ and $G \equiv C \sqcap D$ then $B \equiv G$
	if $B \equiv C$ and $B \equiv D$ and $G \equiv C \sqcup D$ then $B \equiv G$
Complementarity	if $B \equiv C^c$ and $G \equiv C$ then $B \equiv G^c$
	if $B \equiv C^c$ and $B \equiv D^c$ and $G \equiv C \sqcap D$ then $B \equiv G^c$
	if $B \equiv C^c$ and $B \equiv D^c$ and $G \equiv C \sqcup D$ then $B \equiv G^c$
Disjointness	if $B \sqcap C = \emptyset$ and $G \equiv C$ then $B \sqcap G = \emptyset$
	if $B \sqcap C = \emptyset$ and $B \sqcap D = \emptyset$ and $G \equiv C \sqcap D$ then $B \sqcap G = \emptyset$
	if $B \sqcap C = \emptyset$ and $B \sqcap D = \emptyset$ and $G \equiv C \sqcup D$ then $B \sqcap G = \emptyset$

Table 7.2: Property axioms used for the rewriting of Schema Triple Patterns.

Type	Axioms
Subsumption	if $K \sqsubseteq L$ and $S \equiv L$ then $K \sqsubseteq S$
	if $K \sqsubseteq L$ and $K \sqsubseteq R$ and $S \equiv L \sqcap R$ then $K \sqsubseteq S$
	if $K \sqsubseteq L$ or $K \sqsubseteq R$ and $S \equiv L \sqcup R$ then $K \sqsubseteq S$
	if $K \sqsupseteq L$ and $S \equiv L$ then $K \sqsupseteq S$
	if $K \sqsupseteq L$ or $K \sqsupseteq R$ and $S \equiv L \sqcap R$ then $K \sqsupseteq S$
	if $K \sqsupseteq L$ and $K \sqsupseteq R$ and $S \equiv L \sqcup R$ then $K \sqsupseteq S$
Equivalence	if $K \equiv L$ and $S \equiv L$ then $K \equiv S$
	if $K \equiv L$ and $K \equiv R$ and $S \equiv L \sqcap R$ then $K \equiv S$
	if $K \equiv L$ and $K \equiv R$ and $S \equiv L \sqcup R$ then $K \equiv S$

It is worth to say that in case of 1:1 cardinality mappings, every Schema Triple Pattern having any OWL/RDF/RDFS property on its predicate part can be rewritten. In the following sections, we provide the functions that perform Schema Triple Pattern rewriting. They provide the rewritten form of a Schema Triple Pattern using a mapping for its subject, predicate or object part, and they are based on the mapping type. In Table 7.3, we present the notation used for the definition of these functions.

Table 7.3: The notation used for the Schema Triple Pattern rewriting functions.

Symbol	Notation
x_s	The subscript s denotes that the entity x (class, object property, datatype property or individual) belongs to the source ontology.
x_t	The subscript t denotes that the entity x (class, object property, datatype property or individual) belongs to the target ontology.
$\mathcal{S}_y^x(t, \mu)$	The \mathcal{S} function takes two arguments: a Schema Triple Pattern t and a mapping μ for the subject, predicate or object part of t . This function is used to provide the resulted form of t after being rewritten based on its subject, predicate or object part, using the mapping μ . The triple pattern's part which is used for the rewriting is denoted by the superscript $x \in \{s, p, o\}$. The subscript $y \in \{c, op, dp, i, *\}$ shows the type of x (e.g. class, object property, etc.). The asterisk denotes any type.

In Section 7.1 we describe the Schema Triple Pattern rewriting process using a mapping for the triple pattern's subject part, while in Section 7.2 we present the Schema Triple Pattern rewriting process using a mapping for the triple pattern's object part. The rewriting of a Schema Triple Pattern by its predicate part does not result in modifications since the triple pattern's predicate part is an RDF/RDFS/OWL property and does not affect the rewriting procedure.

7.1 Rewriting based on triple pattern's subject part

A class or a property may appear in the subject part of a Schema Triple Pattern, as opposed to the Data Triple Patterns.

Rewriting based on class mapping. Let c_s be a class from the source ontology which is mapped to a class expression from the target ontology. Having a Schema Triple Pattern $t = (c_s, predicate, object)$ with c_s in its subject part, an RDF/RDFS/OWL property in its predicate and anything in its object part, we can rewrite it by its subject part, using a predefined mapping μ and the function (7.9).

$$\mathcal{S}_c^s(t, \mu) = \begin{cases} (c_t, \text{predicate}, \text{object}) & \text{if } \mu : c_s \rightarrow c_t \\ \\ \mathcal{S}_c^s(t_1, \mu_1) \text{ UNION } \mathcal{S}_c^s(t_2, \mu_2) & \begin{aligned} &\text{if } \mu : c_s \rightarrow c_{t1} \sqcap c_{t2} \text{ and} \\ &\text{predicate} = \text{rdfs} : \text{subClassOf}, \\ &\text{where } t_1 = (c_{t1}, \text{predicate}, \text{object}), \\ &\mu_1 : c_{t1} \equiv CE_{t1}, \\ &\text{and } t_2 = (c_{t2}, \text{predicate}, \text{object}), \\ &\mu_2 : c_{t2} \equiv CE_{t2} \end{aligned} \\ \\ \mathcal{S}_c^s(t_1, \mu_1) \text{ AND } \mathcal{S}_c^s(t_2, \mu_2) & \begin{aligned} &\text{if } \mu : c_s \rightarrow c_{t1} \{\sqcap \mid \sqcup\} c_{t2} \text{ and} \\ &\text{predicate} \in SSP'_c, \\ &\text{or if } \mu : c_s \rightarrow c_{t1} \sqcup c_{t2} \text{ and} \\ &\text{predicate} = \text{rdfs} : \text{subClassOf}, \\ &\text{where } t_1 = (c_{t1}, \text{predicate}, \text{object}), \\ &\mu_1 : c_{t1} \equiv CE_{t1}, \\ &\text{and } t_2 = (c_{t2}, \text{predicate}, \text{object}), \\ &\mu_2 : c_{t2} \equiv CE_{t2} \end{aligned} \end{cases} \quad (7.9)$$

Example 7.3. Consider the query posed over the source ontology of Figure 4.1: “Return the superclasses of the class **Science**”. The SPARQL syntax of the source query is shown below:

```

@PREFIX src: <http://www.ontologies.com/SourceOntology.owl#>.
@PREFIX rdfs: <http://www.w3.org/2000/01/rdf-schema#>.

SELECT ?x
WHERE {src:Science rdfs:subClassOf ?x.}

```

In order to rewrite the SPARQL query for posing it over the target ontology of Figure 4.1, we have to rewrite the triple pattern $t = (\text{src} : \text{Science}, \text{rdfs} : \text{subClassOf}, ?x)$ by its subject, predicate and object parts. Taking into consideration a mapping μ of the triple pattern's subject part, the result of the triple pattern's t rewriting by its subject part is provided by invoking the function (7.9).

$$t = (\text{src} : \text{Science}, \text{rdfs} : \text{subClassOf}, ?x)$$

$$\mu : \text{src} : \text{Science} \equiv \text{trg} : \text{ComputerScience} \sqcup \text{trg} : \text{Mathematics}$$

The mapping μ is of type $c_s \rightarrow c_{t1} \sqcup c_{t2}$. Following the definition of the function (7.9), two triple patterns t_1 and t_2 are created and the complex mapping μ is decomposed into

the mappings μ_1 and μ_2 . The triple patterns t_1 and t_2 contain the classes c_{t1} and c_{t2} on their subject part, respectively. The mapping of the class c_{t1} is provided by μ_1 , while the mapping of the class c_{t2} is provided by μ_2 .

$$t_1 = (c_{t1}, rdfs : subClassOf, ?x)$$

$$t_2 = (c_{t2}, rdfs : subClassOf, ?x)$$

$$\mu_1 : c_{t1} \equiv trg : ComputerScience$$

$$\mu_2 : c_{t2} \equiv trg : Mathematics$$

Thus,

$$\mathcal{S}_c^s(t, \mu) = \mathcal{S}_c^s(t_1, \mu_1) \text{ AND } \mathcal{S}_c^s(t_2, \mu_2)$$

The mappings μ_1 and μ_2 are of type $c_s \rightarrow c_t$. Thus, using the parameters defined above, as well as the function (7.9) for the rewriting of the triple patterns t_1 and t_2 , the initial triple pattern t is rewritten as follows:

$$\begin{aligned} \mathcal{S}_c^s(t, \mu) &= \mathcal{S}_c^s(t_1, \mu_1) \text{ AND } \mathcal{S}_c^s(t_2, \mu_2) \\ &= (trg : ComputerScience, rdfs : subClassOf, ?x) \text{ AND} \\ &\quad (trg : Mathematics, rdfs : subClassOf, ?x) \end{aligned}$$

Example 7.4. Consider the query posed over the source ontology of Figure 4.1: “Return the superclasses of the class `NewPublication`”. The SPARQL syntax of the source query is shown below:

```
@PREFIX src: <http://www.owl-ontologies.com/SourceOntology.owl#>.
@PREFIX rdfs: <http://www.w3.org/2000/01/rdf-schema#>.

SELECT ?x
WHERE {src:NewPublication rdfs:subClassOf ?x.}
```

In order to rewrite the SPARQL query for posing it over the target ontology of Figure 4.1, we have to rewrite the triple pattern $t = (src : NewPublication, rdfs : subClassOf, ?x)$ by its subject, predicate and object parts. Taking into consideration a mapping μ of the triple pattern’s subject part, the result of the triple pattern’s t rewriting by its subject part is provided by invoking the function (7.9).

$$t = (src : NewPublication, rdfs : subClassOf, ?x)$$

$$\mu : src : NewPublication \equiv trg : Computing \sqcap trg : NewRelease$$

The mapping μ is of type $c_s \rightarrow c_{t1} \sqcap c_{t2}$. Following the definition of the function (7.9), two triple patterns t_1 and t_2 are created and the complex mapping μ is decomposed into the mappings μ_1 and μ_2 . The triple patterns t_1 and t_2 contain the classes c_{t1} and c_{t2} on their subject part, respectively. The mapping of the class c_{t1} is provided by μ_1 , while the mapping of the class c_{t2} is provided by μ_2 .

$$t_1 = (c_{t1}, rdfs : subClassOf, ?x)$$

$$t_2 = (c_{t2}, rdfs : subClassOf, ?x)$$

$$\mu_1 : c_{t1} \equiv trg : Computing$$

$$\mu_2 : c_{t2} \equiv trg : NewRelease$$

Thus,

$$\mathcal{S}_c^o(t, \mu) = \mathcal{S}_c^o(t_1, \mu_1) \text{ UNION } \mathcal{S}_c^o(t_2, \mu_2)$$

The mappings μ_1 and μ_2 are of type $c_s \rightarrow c_t$. Thus, using the parameters defined above, as well as the function (7.9) for the rewriting of the triple patterns t_1 and t_2 , the initial triple pattern t is rewritten as follows:

$$\begin{aligned} \mathcal{S}_c^o(t, \mu) &= \mathcal{S}_c^o(t_1, \mu_1) \text{ UNION } \mathcal{S}_c^o(t_2, \mu_2) \\ &= (trg : Computing, rdfs : subClassOf, ?x) \text{ UNION } \\ &\quad (trg : NewRelease, rdfs : subClassOf, ?x) \end{aligned}$$

Example 7.5. Consider the query posed over the source ontology of Figure 4.1: “Return the classes which are specified to be equivalent to the class *Science*”. The SPARQL syntax of the source query is shown below:

```
@PREFIX src: <http://www.ontologies.com/SourceOntology.owl#>.
@PREFIX owl: <http://www.w3.org/2002/07/owl#>.
```

```
SELECT ?x
WHERE {src:Science owl:equivalentClass ?x.}
```

In order to rewrite the SPARQL query for posing it over the target ontology of Figure 4.1, we have to rewrite the triple pattern $t = (src : Science, owl : equivalentClass, ?x)$ by its subject, predicate and object parts. Taking into consideration a mapping μ of the triple pattern's subject part, the result of the triple pattern's t rewriting by its subject part is provided by invoking the function (7.9).

$$t = (src : Science, owl : equivalentClass, ?x)$$

$$\mu : src : Science \equiv trg : ComputerScience \sqcup trg : Mathematics$$

The mapping μ is of type $c_s \rightarrow c_{t1} \sqcup c_{t2}$. Following the definition of the function (7.9), two triple patterns t_1 and t_2 are created and the complex mapping μ is decomposed into the mappings μ_1 and μ_2 . The triple patterns t_1 and t_2 contain the classes c_{t1} and c_{t2} on their subject part, respectively. The mapping of the class c_{t1} is provided by μ_1 , while the mapping of the class c_{t2} is provided by μ_2 .

$$t_1 = (c_{t1}, owl : equivalentClass, ?x)$$

$$t_2 = (c_{t2}, owl : equivalentClass, ?x)$$

$$\mu_1 : c_{t1} \equiv trg : ComputerScience$$

$$\mu_2 : c_{t2} \equiv trg : Mathematics$$

Thus,

$$\mathcal{S}_c^s(t, \mu) = \mathcal{S}_c^s(t_1, \mu_1) \text{ AND } \mathcal{S}_c^s(t_2, \mu_2)$$

The mappings μ_1 and μ_2 are of type $c_s \rightarrow c_t$. Thus, using the parameters defined above, as well as the function (7.9) for the rewriting of the triple patterns t_1 and t_2 , the initial triple pattern t is rewritten as follows:

$$\begin{aligned} \mathcal{S}_c^s(t, \mu) &= \mathcal{S}_c^s(t_1, \mu_1) \text{ AND } \mathcal{S}_c^s(t_2, \mu_2) \\ &= (trg : ComputerScience, owl : equivalentClass, ?x) \text{ AND} \\ &\quad (trg : Mathematics, owl : equivalentClass, ?x) \end{aligned}$$

Rewriting based on object property mapping. Let op_s be an object property from the source ontology which is mapped to an object property expression from the target ontology. Having a Schema Triple Pattern $t = (op_s, predicate, object)$ with op_s in its subject part, an RDF/RDFS/OWL property in its predicate and anything in its object part, we can rewrite it by its subject part, using a predefined mapping μ and the function (7.10).

$$S_{op}^s(t, \mu) = \begin{cases} (op_t, predicate, object) & \text{if } \mu : op_s \rightarrow op_t \\ S_{op}^s(t_1, \mu_1) \text{ UNION } S_{op}^s(t_2, \mu_2) & \text{if } \mu : op_s \rightarrow op_{t1} \sqcap op_{t2} \text{ and} \\ & predicate = rdfs : subPropertyOf, \\ & \text{where } t_1 = (op_{t1}, predicate, object), \\ & \mu_1 : op_{t1} \equiv OPE_{t1}, \\ & \text{and } t_2 = (op_{t2}, predicate, object), \\ & \mu_2 : op_{t2} \equiv OPE_{t2} \\ S_{op}^s(t_1, \mu_1) \text{ AND } S_{op}^s(t_2, \mu_2) & \text{if } \mu : op_s \rightarrow op_{t1} \{ \sqcap \mid \sqcup \} op_{t2} \text{ and} \\ & predicate \in SSP'_p, \\ & \text{or if } \mu : op_s \rightarrow op_{t1} \sqcup op_{t2} \text{ and} \\ & predicate = rdfs : subPropertyOf, \\ & \text{where } t_1 = (op_{t1}, predicate, object), \\ & \mu_1 : op_{t1} \equiv OPE_{t1}, \\ & \text{and } t_2 = (op_{t2}, predicate, object), \\ & \mu_2 : op_{t2} \equiv OPE_{t2} \end{cases} \quad (7.10)$$

Rewriting based on datatype property mapping. Let dp_s be a datatype property from the source ontology which is mapped to a datatype property expression from the target ontology. Having a Schema Triple Pattern $t = (dp_s, predicate, object)$ with dp_s in its subject part, an RDF/RDFS/OWL property in its predicate and anything in its object part, we can rewrite it by its subject part, using a predefined mapping μ and the function (7.11).

$$\mathcal{S}_{dp}^s(t, \mu) = \begin{cases} (dp_t, predicate, object) & \text{if } \mu : dp_s \rightarrow dp_t \\ \\ \mathcal{S}_{dp}^s(t_1, \mu_1) \text{ UNION } \mathcal{S}_{dp}^s(t_2, \mu_2) & \text{if } \mu : dp_s \rightarrow dp_{t1} \sqcap dp_{t2} \text{ and} \\ & predicate = rdfs : subPropertyOf, \\ & \text{where } t_1 = (dp_{t1}, predicate, object), \\ & \mu_1 : dp_{t1} \equiv DPE_{t1}, \\ & \text{and } t_2 = (dp_{t2}, predicate, object), \\ & \mu_2 : dp_{t2} \equiv DPE_{t2} \\ \\ \mathcal{S}_{dp}^s(t_1, \mu_1) \text{ AND } \mathcal{S}_{dp}^s(t_2, \mu_2) & \text{if } \mu : dp_s \rightarrow dp_{t1} \{ \sqcap \mid \sqcup \} dp_{t2} \text{ and} \\ & predicate \in SSP'_p, \\ & \text{or if } \mu : dp_s \rightarrow dp_{t1} \sqcup dp_{t2} \text{ and} \\ & predicate = rdfs : subPropertyOf, \\ & \text{where } t_1 = (dp_{t1}, predicate, object), \\ & \mu_1 : dp_{t1} \equiv DPE_{t1}, \\ & \text{and } t_2 = (dp_{t2}, predicate, object), \\ & \mu_2 : dp_{t2} \equiv DPE_{t2} \end{cases} \quad (7.11)$$

The functions (7.10) and (7.11) are used similarly with the function (7.9), which performs triple pattern rewriting by subject part, based on a class mapping.

Rewriting based on individual mapping. Let i_s be an individual from the source ontology which is mapped to an individual i_t from the target ontology. Having a Schema Triple Pattern $t = (i_s, predicate, object)$ with i_s in its subject part, an RDF/RDFS/OWL property in its predicate and anything in its object part, we can rewrite it by its subject part, using a predefined mapping μ and the function (7.12).

$$\mathcal{S}_i^s(t, \mu) = (i_t, predicate, object) \quad \text{if } \mu : i_s \equiv i_t \quad (7.12)$$

In Lemma 7.1 we summarize the functions presented in this section, which are used for the rewriting of a Schema Triple Pattern based on a mapping for the triple pattern's subject part.

Lemma 7.1. *Let i_s be an individual, c_s be a class, op_s be an object property and dp_s be a datatype property from the source ontology. Having a Schema Triple Pattern t and a predefined mapping μ for its subject part, we can rewrite it by its subject, by invoking the function (7.13).*

$$\mathcal{S}_*^s(t, \mu) = \begin{cases} \mathcal{S}_i^s(t, \mu) & \text{if } t = (i_s, \text{predicate}, \text{object}) \\ \mathcal{S}_c^s(t, \mu) & \text{if } t = (c_s, \text{predicate}, \text{object}) \\ \mathcal{S}_{op}^s(t, \mu) & \text{if } t = (op_s, \text{predicate}, \text{object}) \\ \mathcal{S}_{dp}^s(t, \mu) & \text{if } t = (dp_s, \text{predicate}, \text{object}) \end{cases} \quad (7.13)$$

□

7.2 Rewriting based on triple pattern's object part

Unlike the Data Triple Patterns, a property can appear in the object part of a Schema Triple Pattern.

Rewriting based on class mapping. Let c_s be a class from the source ontology which is mapped to a class expression from the target ontology. Having a Schema Triple Pattern $t = (\text{subject}, \text{predicate}, c_s)$ with c_s in its object part, an RDF/RDFS/OWL property in its predicate and anything in its subject part, we can rewrite it by its object part, using a predefined mapping μ and the function (7.14).

$$\mathcal{S}_c^o(t, \mu) = \begin{cases} (\text{subject}, \text{predicate}, c_t) & \text{if } \mu : c_s \rightarrow c_t \\ \mathcal{S}_c^o(t_1, \mu_1) \text{ UNION } \mathcal{S}_c^o(t_2, \mu_2) & \text{if } \mu : c_s \rightarrow c_{t1} \sqcup c_{t2} \text{ and} \\ & \text{predicate} = \text{rdfs:subClassOf}, \\ & \text{where } t_1 = (\text{subject}, \text{predicate}, c_{t1}), \\ & \mu_1 : c_{t1} \equiv CE_{t1}, \\ & \text{and } t_2 = (\text{subject}, \text{predicate}, c_{t2}), \\ & \mu_2 : c_{t2} \equiv CE_{t2} \\ \mathcal{S}_c^o(t_1, \mu_1) \text{ AND } \mathcal{S}_c^o(t_2, \mu_2) & \text{if } \mu : c_s \rightarrow c_{t1} \{\sqcap \mid \sqcup\} c_{t2} \text{ and} \\ & \text{predicate} \in SSP'_c, \\ & \text{or if } \mu : c_s \rightarrow c_{t1} \sqcap c_{t2} \text{ and} \\ & \text{predicate} = \text{rdfs:subClassOf}, \\ & \text{where } t_1 = (\text{subject}, \text{predicate}, c_{t1}), \\ & \mu_1 : c_{t1} \equiv CE_{t1}, \\ & \text{and } t_2 = (\text{subject}, \text{predicate}, c_{t2}), \\ & \mu_2 : c_{t2} \equiv CE_{t2} \end{cases} \quad (7.14)$$

Example 7.6. Consider the query posed over the source ontology of Figure 4.1: “Return the subclasses of the class *Science*”. The SPARQL syntax of the source query is shown below:

```
@PREFIX src: <http://www.owl-ontologies.com/SourceOntology.owl#>.
@PREFIX rdfs: <http://www.w3.org/2000/01/rdf-schema#>.
```

```
SELECT ?x
WHERE {?x rdfs:subClassOf src:Science.}
```

In order to rewrite the SPARQL query for posing it over the target ontology of Figure 4.1, we have to rewrite the triple pattern $t = (?x, rdfs : subClassOf, src : Science)$ by its subject, predicate and object parts. Taking into consideration a mapping μ of the triple pattern’s object part, the result of the triple pattern’s t rewriting by its object part is provided by invoking the function (7.14).

$$t = (?x, rdfs : subClassOf, src : Science)$$

$$\mu : src : Science \equiv trg : ComputerScience \sqcup trg : Mathematics$$

The mapping μ is of type $c_s \rightarrow c_{t1} \sqcup c_{t2}$. Following the definition of the function (7.14), two triple patterns t_1 and t_2 are created and the complex mapping μ is decomposed into the mappings μ_1 and μ_2 . The triple patterns t_1 and t_2 contain the classes c_{t1} and c_{t2} on their object part, respectively. The mapping of the class c_{t1} is provided by μ_1 , while the mapping of the class c_{t2} is provided by μ_2 .

$$t_1 = (?x, rdfs : subClassOf, c_{t1})$$

$$t_2 = (?x, rdfs : subClassOf, c_{t2})$$

$$\mu_1 : c_{t1} \equiv trg : ComputerScience$$

$$\mu_2 : c_{t2} \equiv trg : Mathematics$$

Thus,

$$\mathcal{S}_c^o(t, \mu) = \mathcal{S}_c^o(t_1, \mu_1) \text{ UNION } \mathcal{S}_c^o(t_2, \mu_2)$$

The mappings μ_1 and μ_2 are of type $c_s \rightarrow c_t$. Thus, using the parameters defined above, as well as the function (7.14) for the rewriting of the triple patterns t_1 and t_2 , the initial triple pattern t is rewritten as follows:

$$\begin{aligned} \mathcal{S}_c^o(t, \mu) &= \mathcal{S}_c^o(t_1, \mu_1) \text{ UNION } \mathcal{S}_c^o(t_2, \mu_2) \\ &= (?x, rdfs : subClassOf, trg : ComputerScience) \text{ UNION } \\ &\quad (?x, rdfs : subClassOf, trg : Mathematics) \end{aligned}$$

Example 7.7. Consider the query posed over the source ontology of Figure 4.1: “Return the subclasses of the class `NewPublication`”. The SPARQL syntax of the source query is shown below:

```
@PREFIX src: <http://www.owl-ontologies.com/SourceOntology.owl#>.
@PREFIX rdfs: <http://www.w3.org/2000/01/rdf-schema#>.
```

```
SELECT ?x
WHERE {?x rdfs:subClassOf src:NewPublication.}
```

In order to rewrite the SPARQL query for posing it over the target ontology of Figure 4.1, we have to rewrite the triple pattern $t = (?x, rdfs : subClassOf, src : NewPublication)$ by its subject, predicate and object parts. Taking into consideration a mapping μ of the triple pattern's object part, the result of the triple pattern's t rewriting by its object part is provided by invoking the function (7.14).

$$t = (?x, rdfs : subClassOf, src : NewPublication)$$

$$\mu : src : NewPublication \equiv trg : Computing \sqcap trg : NewRelease$$

The mapping μ is of type $c_s \rightarrow c_{t1} \sqcap c_{t2}$. Following the definition of the function (7.14), two triple patterns t_1 and t_2 are created and the complex mapping μ is decomposed into the mappings μ_1 and μ_2 . The triple patterns t_1 and t_2 contain the classes c_{t1} and c_{t2} on their object part, respectively. The mapping of the class c_{t1} is provided by μ_1 , while the mapping of the class c_{t2} is provided by μ_2 .

$$t_1 = (?x, rdfs : subClassOf, c_{t1})$$

$$t_2 = (?x, rdfs : subClassOf, c_{t2})$$

$$\mu_1 : c_{t1} \equiv trg : Computing$$

$$\mu_2 : c_{t2} \equiv trg : NewRelease$$

Thus,

$$\mathcal{S}_c^o(t, \mu) = \mathcal{S}_c^o(t_1, \mu_1) \text{ AND } \mathcal{S}_c^o(t_2, \mu_2)$$

The mappings μ_1 and μ_2 are of type $c_s \rightarrow c_t$. Thus, using the parameters defined above, as well as the function (7.14) for the rewriting of the triple patterns t_1 and t_2 , the initial triple pattern t is rewritten as follows:

$$\begin{aligned} \mathcal{S}_c^o(t, \mu) &= \mathcal{S}_c^o(t_1, \mu_1) \text{ AND } \mathcal{S}_c^o(t_2, \mu_2) \\ &= (?x, rdfs : subClassOf, trg : Computing) \text{ AND } \\ &\quad (?x, rdfs : subClassOf, trg : NewRelease) \end{aligned}$$

Example 7.8. Consider the query posed over the source ontology of Figure 4.1: “Return the classes which have been specified to be disjoint with the class *Science*”. The SPARQL syntax of the source query is shown below:

```
@PREFIX src: <http://www.owl-ontologies.com/SourceOntology.owl#>.
@PREFIX owl: <http://www.w3.org/2002/07/owl#>.
```

```
SELECT ?x
WHERE {?x owl:disjointWith src:Science.}
```

In order to rewrite the SPARQL query for posing it over the target ontology of Figure 4.1, we have to rewrite the triple pattern $t = (?x, owl : disjointWith, src : Science)$ by its subject, predicate and object parts. Taking into consideration a mapping μ of the triple pattern’s object part, the result of the triple pattern’s t rewriting by its object part is provided by invoking the function (7.14).

$$t = (?x, owl : disjointWith, src : Science)$$

$$\mu : src : Science \equiv trg : ComputerScience \sqcup trg : Mathematics$$

The mapping μ is of type $c_s \rightarrow c_{t1} \sqcup c_{t2}$. Following the definition of the function (7.14), two triple patterns t_1 and t_2 are created and the complex mapping μ is decomposed into the mappings μ_1 and μ_2 . The triple patterns t_1 and t_2 contain the classes c_{t1} and c_{t2} on their object part, respectively. The mapping of the class c_{t1} is provided by μ_1 , while the mapping of the class c_{t2} is provided by μ_2 .

$$t_1 = (?x, owl : disjointWith, c_{t1})$$

$$t_2 = (?x, owl : disjointWith, c_{t2})$$

$$\mu_1 : c_{t1} \equiv trg : ComputerScience$$

$$\mu_2 : c_{t2} \equiv trg : Mathematics$$

Thus,

$$\mathcal{S}_c^o(t, \mu) = \mathcal{S}_c^o(t_1, \mu_1) \text{ AND } \mathcal{S}_c^o(t_2, \mu_2)$$

The mappings μ_1 and μ_2 are of type $c_s \rightarrow c_t$. Thus, using the parameters defined above, as well as the function (7.14) for the rewriting of the triple patterns t_1 and t_2 , the initial triple pattern t is rewritten as follows:

$$\begin{aligned} \mathcal{S}_c^o(t, \mu) &= \mathcal{S}_c^o(t_1, \mu_1) \text{ AND } \mathcal{S}_c^o(t_2, \mu_2) \\ &= (?x, owl : disjointWith, trg : ComputerScience) \text{ AND } \\ &\quad (?x, owl : disjointWith, trg : Mathematics) \end{aligned}$$

Rewriting based on object property mapping. Let op_s be an object property from the source ontology which is mapped to an object property expression from the target ontology. Having a Schema Triple Pattern $t = (subject, predicate, op_s)$ with op_s in its object part, an RDF/RDFS/OWL property in its predicate and anything in its subject part, we can rewrite it by its object part, using a predefined mapping μ and the function (7.15).

$$\mathcal{S}_{op}^o(t, \mu) = \begin{cases} (subject, predicate, op_t) & \text{if } \mu : op_s \rightarrow op_t \\ \mathcal{S}_{op}^o(t_1, \mu_1) \text{ UNION } \mathcal{S}_{op}^o(t_2, \mu_2) & \text{if } \mu : op_s \rightarrow op_{t1} \sqcup op_{t2} \text{ and} \\ & predicate = rdfs : subPropertyOf, \\ & \text{where } t_1 = (subject, predicate, op_{t1}), \\ & \mu_1 : op_{t1} \equiv OPE_{t1}, \\ & \text{and } t_2 = (subject, predicate, op_{t2}), \\ & \mu_2 : op_{t2} \equiv OPE_{t2} \\ \mathcal{S}_{op}^o(t_1, \mu_1) \text{ AND } \mathcal{S}_{op}^o(t_2, \mu_2) & \text{if } \mu : op_s \rightarrow op_{t1} \{\sqcap \mid \sqcup\} op_{t2} \text{ and} \\ & predicate \in SSP'_p, \\ & \text{or if } \mu : op_s \rightarrow op_{t1} \sqcap op_{t2} \text{ and} \\ & predicate = rdfs : subPropertyOf, \\ & \text{where } t_1 = (subject, predicate, op_{t1}), \\ & \mu_1 : op_{t1} \equiv OPE_{t1}, \\ & \text{and } t_2 = (subject, predicate, op_{t2}), \\ & \mu_2 : op_{t2} \equiv OPE_{t2} \end{cases} \quad (7.15)$$

Rewriting based on datatype property mapping. Let dp_s be a datatype property from the source ontology which is mapped to a datatype property expression from the target ontology. Having a Schema Triple Pattern $t = (subject, predicate, dp_s)$ with dp_s in its object part, an RDF/RDFS/OWL property in its predicate and anything in its subject part, we can rewrite it by its object part, using a predefined mapping μ and the function (7.16).

$$\mathcal{S}_{dp}^o(t, \mu) = \begin{cases} (subject, predicate, dp_t) & \text{if } \mu : dp_s \rightarrow dp_t \\ \\ \mathcal{S}_{dp}^o(t_1, \mu_1) \text{ UNION } \mathcal{S}_{dp}^o(t_2, \mu_2) & \begin{aligned} &\text{if } \mu : dp_s \rightarrow dp_{t1} \sqcup dp_{t2} \text{ and} \\ &predicate = rdfs : subPropertyOf, \\ &\text{where } t_1 = (subject, predicate, dp_{t1}), \\ &\mu_1 : dp_{t1} \equiv DPE_{t1}, \\ &\text{and } t_2 = (subject, predicate, dp_{t2}), \\ &\mu_2 : dp_{t2} \equiv DPE_{t2} \end{aligned} \\ \\ \mathcal{S}_{dp}^o(t_1, \mu_1) \text{ AND } \mathcal{S}_{dp}^o(t_2, \mu_2) & \begin{aligned} &\text{if } \mu : dp_s \rightarrow dp_{t1} \{\sqcap \mid \sqcup\} dp_{t2} \text{ and} \\ &predicate \in SSP'_p, \\ &\text{or if } \mu : dp_s \rightarrow dp_{t1} \sqcap dp_{t2} \text{ and} \\ &predicate = rdfs : subPropertyOf, \\ &\text{where } t_1 = (subject, predicate, dp_{t1}), \\ &\mu_1 : dp_{t1} \equiv DPE_{t1}, \\ &\text{and } t_2 = (subject, predicate, dp_{t2}), \\ &\mu_2 : dp_{t2} \equiv DPE_{t2} \end{aligned} \end{cases} \quad (7.16)$$

The functions (7.15) and (7.16) are used similarly with the function (7.14), which performs triple pattern rewriting by object part, based on a class mapping.

Rewriting based on individual mapping. Let i_s be an individual from the source ontology which is mapped to an individual i_t from the target ontology. Having a Schema Triple Pattern $t = (subject, predicate, i_s)$ with i_s in its object part, an RDF/RDFS/OWL property in its predicate and anything in its subject part, we can rewrite it by its object part, using a predefined mapping μ and the function (7.17).

$$\mathcal{S}_i^o(t, \mu) = (subject, predicate, i_t) \quad \text{if } \mu : i_s \equiv i_t \quad (7.17)$$

In Lemma 7.2 we summarize the functions presented in this section, which are used for the rewriting of a Schema Triple Pattern based on a mapping for the triple pattern's object part.

Lemma 7.2. *Let i_s be an individual, c_s be a class, op_s be an object property and dp_s be a datatype property from the source ontology. Having a Schema Triple Pattern t and a predefined mapping μ for its object part, we can rewrite it by its object, by invoking the function (7.18).*

$$\mathcal{S}_*^o(t, \mu) = \begin{cases} \mathcal{S}_i^o(t, \mu) & \text{if } t = (\text{subject}, \text{predicate}, i_s) \\ \mathcal{S}_c^o(t, \mu) & \text{if } t = (\text{subject}, \text{predicate}, c_s) \\ \mathcal{S}_{op}^o(t, \mu) & \text{if } t = (\text{subject}, \text{predicate}, op_s) \\ \mathcal{S}_{dp}^o(t, \mu) & \text{if } t = (\text{subject}, \text{predicate}, dp_s) \end{cases} \quad (7.18)$$

□

Chapter 8

Graph pattern rewriting

In this chapter, we present the algorithms performing graph pattern rewriting, based on a set of predefined mappings. Algorithm 1 takes as input a SPARQL query's graph pattern GP_{in} , as well as a set of mappings \mathcal{M} . Moreover, it uses Algorithm 2 in order to perform triple pattern rewriting by exploiting mappings for a specific triple pattern part (i.e. subject, predicate, or object), according to a specified parameter.

In the first step, the algorithm rewrites every **FILTER** expression inside the graph pattern (line 2). The SPARQL variables, literal constants, operators ($\&\&$, \parallel , $!$, $=$, $!=$, $>$, $<$, $>=$, $<=$, $+$, $-$, $*$, $/$) and built-in functions (e.g. **bound**, **isIRI**, **isLiteral**, **datatype**, **lang**, **str**, **regex**) which may appear inside a **FILTER** expression remain the same during the rewriting process. For class IRIs and property IRIs which may appear inside a **FILTER** expression of a SPARQL query, we use 1:1 cardinality mappings for the expression rewriting. This poses a minor limitation, considering that an IRI can appear inside a **FILTER** expression only for equality and inequality operations. Thus, the rewriting of a **FILTER** expression is performed by substituting any IRIs that refer to a class, property, or individual, according to the specified mappings.

Then, the algorithm rewrites the graph pattern triple pattern by triple pattern, using the mappings of the triple patterns' predicate parts (line 3). Similarly, it rewrites the resulted graph pattern, using the mappings of the triple patterns' object parts (line 4) and then using the mappings of the triple patterns' subject parts (line 5). Finally, after removing any unnecessary brackets (line 6) the resulted graph pattern (line 7) is ready to replace the graph pattern of the initial query which has been posed over the source ontology, in order for the resulted query to be posed over the target ontology.

Algorithm 2 rewrites the triple patterns of a graph pattern, using mappings for a specific triple pattern part, as well as the Data and Schema Triple Pattern rewriting functions presented in Chapter 6 and Chapter 7, respectively. It takes as input a SPARQL graph pattern GP_{in} , a set of mappings \mathcal{M} , as well as the triple pattern part x which will be used for the rewriting. The initial graph pattern's operators (**AND**, **UNION**, **OPTIONAL**,

Algorithm 1 Graph Pattern Rewriting (GP_{in} : input graph pattern, \mathcal{M} : mapping set)

- 1: let GP_{out} be the rewriting result of GP_{in}
 - 2: $GP_{out} \leftarrow GP_{in}$ after replacing any user defined IRIs (class, property, individual) inside **FILTER** expressions using the 1:1 cardinality mappings of \mathcal{M}
 - 3: $GP_{out} \leftarrow$ Triple Pattern Rewriting ($GP_{out}, \mathcal{M}, predicate$)
 - 4: $GP_{out} \leftarrow$ Triple Pattern Rewriting ($GP_{out}, \mathcal{M}, object$)
 - 5: $GP_{out} \leftarrow$ Triple Pattern Rewriting ($GP_{out}, \mathcal{M}, subject$)
 - 6: $GP_{out} \leftarrow GP_{out}$ after removing any unnecessary brackets
 - 7: **return** GP_{out}
-

FILTER) remain the same during the rewriting process, while SPARQL variables, blank nodes, literal constants and RDF/RDFS/OWL IRIs which may appear in a triple pattern part do not affect the rewriting procedure. This means that the SPARQL variables of the initial query appear also in the rewritten query.

Example 8.1. Consider the query posed over the source ontology of Figure 4.1: “Return the ids of the products named Linux”. The SPARQL syntax of the source query is shown below:

```
@PREFIX src: <http://www.ontologies.com/SourceOntology.owl#>.
```

```
@PREFIX rdf: <http://www.w3.org/1999/02/22-rdf-syntax-ns#>.
```

```
SELECT ?id
```

```
WHERE {?x rdf:type src:Product.
```

```
      ?x src:id ?id.
```

```
      ?x src:name ?name.
```

```
      FILTER(?name="Linux")}
```

In order to rewrite the SPARQL query’s graph pattern GP_{in} , Algorithm 1, as well as a set of predefined mappings \mathcal{M} should be used. Let the available predefined mappings be the mappings μ_1 , μ_2 and μ_3 presented below. The inputs of Algorithm 1 are GP_{in} and \mathcal{M} .

$$GP_{in} = (?x, rdf : type, src : Product) \text{ AND } (?x, src : id, ?id) \text{ AND } (?x, src : name, ?name) \text{ FILTER}(?name = "Linux")$$

$$\mathcal{M} = \left\{ \begin{array}{l} \mu_1 : src : Product \sqsupseteq trg : Textbook, \\ \mu_2 : src : id \sqsupseteq trg : isbn, \\ \mu_3 : src : name \sqsupseteq trg : title \end{array} \right\}$$

GP_{in} contains a **FILTER** operation which does not affect the rewriting procedure since the filter’s expression consists of SPARQL variables and literal constants. Consequently,

Algorithm 2 Triple Pattern Rewriting (GP_{in} : input graph pattern, \mathcal{M} : mapping set, x : triple pattern part)

Require: $x \in \{subject, predicate, object\}$

```

1: let  $x(t)$  be the  $x$  part of a triple pattern  $t$ 
2: let  $relax(\mu)$  be the relaxed form of mapping  $\mu$ 
3: let  $GP_{out}$  be the rewriting result of  $GP_{in}$ 
4: for each basic graph pattern  $BGP$  in  $GP_{in}$  do
5:   let  $GP_{temp1}$  be the rewriting result of  $BGP$ 
6:   for each triple pattern  $t$  in  $BGP$  do
7:     let  $GP_{temp2}$  be the rewriting result of  $t$ 
8:     if  $x(t)$  is a variable, a blank node, a literal constant, or an RDF/RDFS/OWL
       property then
9:        $GP_{temp2} \leftarrow t$ 
10:    else
11:      if  $t \in DTP$  then {in case that  $t$  is a Data Triple Pattern}
12:        if  $x = subject$  then
13:          let  $\mu_s \in \mathcal{M}$  be the mapping of  $t$ 's subject
14:           $GP_{temp2} \leftarrow \mathcal{D}_*^s(t, \mu_s)$ 
15:        else if  $x = predicate$  then
16:          let  $\mu_p \in \mathcal{M}$  be the mapping of  $t$ 's predicate
17:           $GP_{temp2} \leftarrow \mathcal{D}_*^p(t, \mu_p)$ 
18:        else
19:          let  $\mu_o \in \mathcal{M}$  be the mapping of  $t$ 's object
20:           $GP_{temp2} \leftarrow \mathcal{D}_*^o(t, \mu_o)$ 
21:        end if
22:      else {in case that  $t$  is a Schema Triple Pattern}
23:        if  $x = subject$  then
24:          let  $\mu_s \in \mathcal{M}$  be the mapping of  $t$ 's subject
25:           $\mu'_s \leftarrow relax(\mu_s)$ 
26:           $GP_{temp2} \leftarrow \mathcal{S}_*^s(t, \mu'_s)$ 
27:        else
28:          if  $x = object$  then
29:            let  $\mu_o \in \mathcal{M}$  be the mapping of  $t$ 's object
30:             $\mu'_o \leftarrow relax(\mu_o)$ 
31:             $GP_{temp2} \leftarrow \mathcal{S}_*^o(t, \mu'_o)$ 
32:          end if
33:        end if
34:      end if
35:    end if
36:     $GP_{temp1} \leftarrow GP_{temp1}$  after appending  $GP_{temp2}$ 
37:  end for
38:   $GP_{temp1} \leftarrow GP_{temp1}$  after applying any filters according to the  $BGP$  form
39:   $GP_{temp1} \leftarrow \{GP_{temp1}\}$  after applying any brackets in order to form the graph
    pattern precedence according to the  $GP_{in}$  form
40:   $GP_{out} \leftarrow GP_{out}$  after appending  $GP_{temp1}$ 
41:   $GP_{out} \leftarrow GP_{out}$  after appending any operators/filters to the rewritten graph pattern
    according to the  $GP_{in}$  form
42: end for
43: return  $GP_{out}$ 

```

the algorithm proceeds to the invocation of Algorithm 2 (step 3) in order to rewrite each triple pattern of GP_{in} , using the mappings of the triple patterns' predicate parts. The input of Algorithm 2 is the initial graph pattern GP_{in} , as well as the set of mappings \mathcal{M} .

The graph pattern GP_{in} , is actually a basic graph pattern since it consists of a triple pattern sequence followed by a **FILTER** operation. Algorithm 2 rewrites the basic graph pattern GP_{in} triple pattern by triple pattern, using the mappings of the triple patterns' predicate parts. The triple pattern $t_1 = (?x, rdf : type, src : Product)$ remains the same after the rewriting process, since its predicate part consists of the RDF property $rdf : type$. On the contrary, the rewriting result of the triple pattern $t_2 = (?x, src : id, ?id)$, as well as the rewriting result of the triple pattern $t_3 = (?x, src : name, ?name)$ are provided by invoking the function (6.11).

$$\begin{aligned} \mathcal{D}_*^p(t_2, \mu_2) &= \mathcal{D}_{dp}^p((?x, src : id, ?id), \mu_2) \\ &= (?x, trg : isbn, ?id) \end{aligned}$$

$$\begin{aligned} \mathcal{D}_*^p(t_3, \mu_3) &= \mathcal{D}_{dp}^p((?x, src : name, ?name), \mu_3) \\ &= (?x, trg : title, ?name) \end{aligned}$$

Consequently, the output of Algorithm 2 is a graph pattern, having its triple patterns rewritten by their predicate part and is presented below:

$$\begin{aligned} GP_p &= (?x, rdf : type, src : Product) \text{ AND } (?x, trg : isbn, ?id) \text{ AND } \\ &\quad (?x, trg : title, ?name) \text{ FILTER } (?name = \text{"Linux"}) \end{aligned}$$

Then, Algorithm 1 uses Algorithm 2 in order to rewrite the triple patterns of GP_p by their object parts (step 4). All the triple patterns except of t_1 remain the same, since they contain a SPARQL variable on their object part. The rewriting result of the triple pattern t_1 , is provided by invoking the function (6.8).

$$\begin{aligned} \mathcal{D}_*^o(t_1, \mu_1) &= \mathcal{D}_c^o((?x, rdf : type, src : Product), \mu_1) \\ &= (?x, rdf : type, trg : Textbook) \end{aligned}$$

Consequently, the output of second invocation of Algorithm 2 is a graph pattern, having its triple patterns rewritten by their object part and is presented below:

$$\begin{aligned} GP_o &= (?x, rdf : type, trg : Textbook) \text{ AND } (?x, trg : isbn, ?id) \text{ AND } \\ &\quad (?x, trg : title, ?name) \text{ FILTER } (?name = \text{"Linux"}) \end{aligned}$$

Finally, Algorithm 1 proceeds to step 5 (Algorithm 2 invocation) in order to rewrite the triple patterns of GP_o by their subject parts. However, the resulted graph pattern GP_s is the same with GP_o , since every triple pattern of GP_o contains a SPARQL variable in its subject part.

$$GP_s = (?x, rdf : type, trg : Textbook) \text{ AND } (?x, trg : isbn, ?id) \text{ AND } (?x, trg : title, ?name) \text{ FILTER}(?name = "Linux")$$

After removing any unnecessary brackets from GP_s (step 6), the rewritten SPARQL query is provided by replacing the initial query's graph pattern with GP_s . Consequently, the SPARQL query which will be posed over the target ontology of Figure 4.1, is presented below:

```
@PREFIX trg: <http://www.ontologies.com/TargetOntology.owl#>.
@PREFIX rdf: <http://www.w3.org/1999/02/22-rdf-syntax-ns#>.

SELECT ?id
WHERE {?x rdf:type trg:Textbook.
      ?x trg:isbn ?id.
      ?x trg:title ?name.
      FILTER(?name="Linux")}
```

Example 8.2. Consider the query posed over the source ontology of Figure 4.1: “Return the individuals of every class which is specified to be subclass of the class *NewPublication*”. The SPARQL syntax of the source query is shown below:

```
@PREFIX src: <http://www.ontologies.com/SourceOntology.owl#>.
@PREFIX rdfs: <http://www.w3.org/2000/01/rdf-schema#>.
@PREFIX rdf: <http://www.w3.org/1999/02/22-rdf-syntax-ns#>.

SELECT ?x
WHERE {?x rdf:type ?y.
      ?y rdfs:subClassOf src:NewPublication.}
```

In order to rewrite the SPARQL query's graph pattern GP_{in} , Algorithm 1, as well as a set of predefined mappings \mathcal{M} should be used. Let the available predefined mappings be the mapping μ presented below. The inputs of Algorithm 1 are GP_{in} and \mathcal{M} .

$$GP_{in} = (?x, rdf : type, ?y) \text{ AND } (?x, rdfs : subClassOf, src : Science)$$

$$\mathcal{M} = \left\{ \mu : \text{src} : \text{NewPublication} \equiv \text{trg} : \text{Computing} \sqcap \text{trg} : \text{NewRelease} \right\}$$

GP_{in} does not contain any **FILTER** operations, thus the algorithm proceeds to the invocation of Algorithm 2 (step 3) in order to rewrite each triple pattern of GP_{in} , using the mappings of the triple patterns' predicate parts. The input of Algorithm 2 is the initial graph pattern GP_{in} , as well as the set of mappings \mathcal{M} .

The graph pattern GP_{in} , is actually a basic graph pattern since it consists of a triple pattern sequence. Algorithm 2 rewrites the basic graph pattern GP_{in} triple pattern by triple pattern, using the mappings of the triple patterns' predicate parts. However, all the triple patterns remain the same, since they contain an RDF/S property on their predicate part. Consequently, the output of Algorithm 2 is presented below:

$$GP_p = (?x, \text{rdf} : \text{type}, ?y) \text{ AND } (?y, \text{rdfs} : \text{subClassOf}, \text{src} : \text{NewPublication})$$

Then, Algorithm 1 uses Algorithm 2 in order to rewrite the triple patterns of GP_p by their object parts (step 4). The rewriting result of the triple pattern $t_2 = (?y, \text{rdfs} : \text{subClassOf}, \text{src} : \text{NewPublication})$, is provided by invoking the function (7.18), while the triple pattern $t_1 = (?x, \text{rdf} : \text{type}, ?y)$ remains the same, since it contains a SPARQL variable on its object part.

$$\begin{aligned} \mathcal{S}_*^o(t_2, \mu) &= \mathcal{S}_c^o((?y, \text{rdfs} : \text{subClassOf}, \text{src} : \text{NewPublication}), \mu) \\ &= (?y, \text{rdfs} : \text{subClassOf}, \text{trg} : \text{Computing}) \text{ AND } \\ &\quad (?y, \text{rdfs} : \text{subClassOf}, \text{trg} : \text{NewRelease}) \end{aligned}$$

Consequently, the output of the second invocation of Algorithm 2 is a graph pattern, having its triple patterns rewritten by their object part and is presented below:

$$\begin{aligned} GP_o &= (?x, \text{rdf} : \text{type}, ?y) \text{ AND } \\ &\quad (?y, \text{rdfs} : \text{subClassOf}, \text{trg} : \text{Computing}) \text{ AND } \\ &\quad (?y, \text{rdfs} : \text{subClassOf}, \text{trg} : \text{NewRelease}) \end{aligned}$$

Finally, Algorithm 1 proceeds to step 5 (Algorithm 2 invocation) in order to rewrite the triple patterns of GP_o by their subject parts. However, the resulted graph pattern GP_s is the same with GP_o , since every triple pattern of GP_o contains a SPARQL variable in its subject part.

$$\begin{aligned} GP_s &= (?x, \text{rdf} : \text{type}, ?y) \text{ AND } \\ &\quad (?y, \text{rdfs} : \text{subClassOf}, \text{trg} : \text{Computing}) \text{ AND } \\ &\quad (?y, \text{rdfs} : \text{subClassOf}, \text{trg} : \text{NewRelease}) \end{aligned}$$

After removing any unnecessary brackets from GP_s (step 6), the rewritten SPARQL query is provided by replacing the initial query's graph pattern with GP_s . Consequently, the SPARQL query which will be posed over the target ontology of Figure 4.1, is presented below:

```
@PREFIX trg: <http://www.ontologies.com/TargetOntology.owl#>.
@PREFIX rdfs: <http://www.w3.org/2000/01/rdf-schema#>.
@PREFIX rdf: <http://www.w3.org/1999/02/22-rdf-syntax-ns#>.

SELECT ?x
WHERE {?x rdf:type ?y.
      ?y rdfs:subClassOf trg:Computing.
      ?y rdfs:subClassOf trg:NewRelease.}
```

Example 8.3. Consider the query posed over the source ontology of Figure 4.1: “Return the titles of the pocket-sized scientific books”. The SPARQL syntax of the source query is shown below:

```
@PREFIX src: <http://www.ontologies.com/SourceOntology.owl#>.
@PREFIX rdf: <http://www.w3.org/1999/02/22-rdf-syntax-ns#>.

SELECT ?name
WHERE {?x src:name ?name.
      ?x rdf:type src:Science.
      ?x rdf:type src:Pocket.}
```

In order to rewrite the SPARQL query's graph pattern GP_{in} , Algorithm 1, as well as a set of predefined mappings \mathcal{M} should be used. Let the available predefined mappings be the mappings μ_1 , μ_2 and μ_3 presented below. The inputs of Algorithm 1 are GP_{in} and \mathcal{M} .

$$GP_{in} = (?x, src : name, ?name) \text{ AND } (?x, rdf : type, src : Science) \\ \text{AND } (?x, rdf : type, src : Pocket)$$

$$\mathcal{M} = \left\{ \begin{array}{l} \mu_1 : src : name \sqsupseteq trg : title, \\ \mu_2 : src : Science \equiv trg : ComputerScience \sqcup trg : Mathematics, \\ \mu_3 : src : Pocket \equiv \forall trg : Textbook.(trg : size \leq 14) \end{array} \right\}$$

GP_{in} does not contain any **FILTER** operations, thus the algorithm proceeds to the invocation of Algorithm 2 (step 3) in order to rewrite each triple pattern of GP_{in} , using

the mappings of the triple patterns' predicate parts. The input of Algorithm 2 is the initial graph pattern GP_{in} , as well as the set of mappings \mathcal{M} .

The graph pattern GP_{in} , is actually a basic graph pattern since it consists of a triple pattern sequence. Algorithm 2 rewrites the basic graph pattern GP_{in} triple pattern by triple pattern, using the mappings of the triple patterns' predicate parts. The triple patterns $t_2 = (?x, rdf : type, src : Science)$ and $t_3 = (?x, rdf : type, src : Pocket)$ remain the same since their predicate parts consist of the RDF property $rdf : type$. On the contrary, the rewriting result of the triple pattern $t_1 = (?x, src : name, ?name)$, is provided by invoking the function (6.11).

$$\begin{aligned} \mathcal{D}_*^p(t_1, \mu_1) &= \mathcal{D}_{dp}^p((?x, src : name, ?name), \mu_1) \\ &= (?x, trg : title, ?name) \end{aligned}$$

Consequently, the output of Algorithm 2 is a graph pattern, having its triple patterns rewritten by their predicate part and is presented below:

$$\begin{aligned} GP_p &= (?x, trg : title, ?name) \text{ AND } (?x, rdf : type, src : Science) \\ &\quad \text{AND } (?x, rdf : type, src : Pocket) \end{aligned}$$

Then, Algorithm 1 uses Algorithm 2 in order to rewrite the triple patterns of GP_p by their object parts (step 4). All the triple patterns except of t_2 and t_3 remain the same, since they contain a SPARQL variable on their object part. The rewriting result of the triple patterns t_2 and t_3 , is provided by invoking the function (6.8).

$$\begin{aligned} \mathcal{D}_*^o(t_2, \mu_2) &= \mathcal{D}_c^o((?x, rdf : type, src : Science), \mu_2) \\ &= (?x, rdf : type, trg : ComputerScience) \\ &\quad \text{UNION } (?x, rdf : type, trg : Mathematics) \end{aligned}$$

$$\begin{aligned} \mathcal{D}_*^o(t_3, \mu_3) &= \mathcal{D}_c^o((?x, rdf : type, src : Pocket), \mu_3) \\ &= (?x, rdf : type, trg : Textbook) \\ &\quad \text{AND } (?x, trg : size, ?var) \text{ FILTER}(?var \leq 14) \end{aligned}$$

Consequently, the output of the second invocation of Algorithm 2 is a graph pattern, having its triple patterns rewritten by their object part and is presented below:

$$\begin{aligned}
GP_o = & (?x, trg : title, ?name) \text{ AND} \\
& ((?x, rdf : type, trg : ComputerScience) \text{ UNION} \\
& (?x, rdf : type, trg : Mathematics)) \text{ AND } (?x, rdf : type, trg : Textbook) \\
& \text{AND}(?x, trg : size, ?var) \text{ FILTER}(?var \leq 14)
\end{aligned}$$

Finally, Algorithm 1 proceeds to step 5 (Algorithm 2 invocation) in order to rewrite the triple patterns of GP_o by their subject parts. However, the resulted graph pattern GP_s is the same with GP_o , since every triple pattern of GP_o contains a SPARQL variable in its subject part.

$$\begin{aligned}
GP_s = & (?x, trg : title, ?name) \text{ AND} \\
& ((?x, rdf : type, trg : ComputerScience) \text{ UNION} \\
& (?x, rdf : type, trg : Mathematics)) \text{ AND } (?x, rdf : type, trg : Textbook) \\
& \text{AND}(?x, trg : size, ?var) \text{ FILTER}(?var \leq 14)
\end{aligned}$$

After removing any unnecessary brackets from GP_s (step 6), the rewritten SPARQL query is provided by replacing the initial query's graph pattern with GP_s . Consequently, the SPARQL query which will be posed over the target ontology of Figure 4.1, is presented below:

```

@PREFIX trg: <http://www.ontologies.com/TargetOntology.owl#>.
@PREFIX rdf: <http://www.w3.org/1999/02/22-rdf-syntax-ns#>.

```

```

SELECT ?name
WHERE {?x trg:title ?name.
      {?x rdf:type trg:ComputerScience}
      UNION
      {?x rdf:type trg:Mathematics}
      ?x rdf:type trg:Textbook.
      ?x trg:size ?var.
      FILTER(?var <= 14)}

```

Example 8.4. Consider the query posed over the source ontology of Figure 4.1: “Return the titles (at most 10) of the poetry or autobiography books written by Dante”. The SPARQL syntax of the source query is shown below:

```

@PREFIX src: <http://www.ontologies.com/SourceOntology.owl#>.
@PREFIX rdf: <http://www.w3.org/1999/02/22-rdf-syntax-ns#>.

```

```

SELECT ?name
WHERE {
  { ?x rdf:type src:Poetry }
  UNION
  { ?x rdf:type src:Autobiography }
  ?x src:author ?author.
  ?x src:name ?name.
  FILTER regex(?author, "Dante")
}
LIMIT 10

```

In order to rewrite the SPARQL query's graph pattern GP_{in} , Algorithm 1, as well as a set of predefined mappings \mathcal{M} should be used. Let the available predefined mappings be the mappings μ_1 , μ_2 , μ_3 and μ_4 presented below. The inputs of Algorithm 1 are GP_{in} and \mathcal{M} .

$$\begin{aligned}
GP_{in} = & ((?x, rdf : type, src : Poetry) \text{ UNION } (?x, rdf : type, src : Autobiography)) \\
& \text{AND } (?x, src : author, ?author) \text{ AND } (?x, src : name, ?name) \\
& \text{FILTER } (regex(?author, "Dante"))
\end{aligned}$$

$$\mathcal{M} = \left\{ \begin{array}{l} \mu_1 : src : Poetry \sqsubseteq trg : Literature, \\ \mu_2 : src : Autobiography \equiv \forall trg : Biography. (trg : author = trg : topic), \\ \mu_3 : src : author \equiv trg : author \circ trg : name, \\ \mu_4 : src : name \sqsupseteq trg : title \end{array} \right\}$$

GP_{in} contains a **FILTER** operation which does not affect the rewriting procedure since the filter's expression consists of SPARQL variables, literal constants and built-in functions. Consequently, the algorithm proceeds to the invocation of Algorithm 2 (step 3) in order to rewrite each triple pattern of GP_{in} , using the mappings of the triple patterns' predicate parts. The input of Algorithm 2 is the initial graph pattern GP_{in} , as well as the set of mappings \mathcal{M} .

Algorithm 2 rewrites every basic graph pattern of GP_{in} triple pattern by triple pattern, using the mappings of the triple patterns' predicate parts. The triple patterns $t_1 = (?x, rdf : type, src : Poetry)$ and $t_2 = (?x, rdf : type, src : Autobiography)$ remain the same after the rewriting process, since their predicate part consists of the RDF property $rdf : type$. On the contrary, the rewriting result of the triple pattern $t_3 = (?x, src : author, ?author)$, as well as the rewriting result of the triple pattern $t_4 = (?x, src : name, ?name)$ are provided by invoking the function (6.11).

$$\begin{aligned}
\mathcal{D}_*^p(t_3, \mu_3) &= \mathcal{D}_{dp}^p((?x, src : author, ?author), \mu_3) \\
&= (?x, trg : author, ?var) \text{ AND} \\
&\quad (?var, trg : name, ?author)
\end{aligned}$$

$$\begin{aligned}
\mathcal{D}_*^p(t_4, \mu_4) &= \mathcal{D}_{dp}^p((?x, src : name, ?name), \mu_4) \\
&= (?x, trg : title, ?name)
\end{aligned}$$

Consequently, the output of Algorithm 2 is a graph pattern, having its triple patterns rewritten by their predicate part and is presented below:

$$\begin{aligned}
GP_p &= ((?x, rdf : type, src : Poetry) \text{ UNION } (?x, rdf : type, src : Autobiography)) \\
&\quad \text{AND } (?x, trg : author, ?var_1) \text{ AND } (?var_1, trg : name, ?author) \\
&\quad \text{AND } (?x, trg : title, ?name) \text{ FILTER}(regex(?author, "Dante"))
\end{aligned}$$

Then, Algorithm 1 uses Algorithm 2 in order to rewrite the triple patterns of GP_p by their object parts (step 4). All the triple patterns except of t_1 and t_2 remain the same, since they contain a SPARQL variable on their object part. The rewriting result of the triple patterns t_1 and t_2 , is provided by invoking the function (6.8).

$$\begin{aligned}
\mathcal{D}_*^o(t_1, \mu_1) &= \mathcal{D}_c^o((?x, rdf : type, src : Poetry), \mu_1) \\
&= (?x, rdf : type, trg : Literature)
\end{aligned}$$

$$\begin{aligned}
\mathcal{D}_*^o(t_2, \mu_2) &= \mathcal{D}_c^o((?x, rdf : type, src : Autobiography), \mu_2) \\
&= (?x, rdf : type, trg : Biography) \text{ AND} \\
&\quad (?x, trg : author, ?var_2) \text{ AND} \\
&\quad (?x, trg : topic, ?var_3) \text{ FILTER}(?var_2 = ?var_3)
\end{aligned}$$

Consequently, the output of second invocation of Algorithm 2 is a graph pattern, having its triple patterns rewritten by their object part and is presented below:

$$\begin{aligned}
GP_o &= ((?x, rdf : type, trg : Literature) \text{ UNION } ((?x, rdf : type, trg : Biography) \\
&\quad \text{AND } (?x, trg : author, ?var_2) \text{ AND } (?x, trg : topic, ?var_3) \\
&\quad \text{FILTER}(?var_2 = ?var_3))) \text{ AND } (?x, trg : author, ?var_1) \\
&\quad \text{AND } (?var_1, trg : name, ?author) \text{ AND } (?x, trg : title, ?name) \\
&\quad \text{FILTER}(regex(?author, "Dante"))
\end{aligned}$$

Finally, Algorithm 1 proceeds to step 5 (Algorithm 2 invocation) in order to rewrite the triple patterns of GP_o by their subject parts. However, the resulted graph pattern GP_s is the same with GP_o , since every triple pattern of GP_o contains a SPARQL variable in its subject part.

$$\begin{aligned}
 GP_s = & \left((?x, rdf : type, trg : Literature) \text{ UNION } (?x, rdf : type, trg : Biography) \right. \\
 & \text{AND } (?x, trg : author, ?var_2) \text{ AND } (?x, trg : topic, ?var_3) \\
 & \left. \text{FILTER}(?var_2 = ?var_3) \right) \text{ AND } (?x, trg : author, ?var_1) \\
 & \text{AND } (?var_1, trg : name, ?author) \text{ AND } (?x, trg : title, ?name) \\
 & \text{FILTER} (regex(?author, "Dante"))
 \end{aligned}$$

After removing any unnecessary brackets from GP_s (step 6), the rewritten SPARQL query is provided by replacing the initial query's graph pattern with GP_s . Consequently, the SPARQL query which will be posed over the target ontology of Figure 4.1, is presented below:

```
@PREFIX trg: <http://www.ontologies.com/TargetOntology.owl#>.
```

```
@PREFIX rdf: <http://www.w3.org/1999/02/22-rdf-syntax-ns#>.
```

```
SELECT ?name
```

```
WHERE {{?x rdf:type trg:Literature}
```

```
UNION
```

```
{?x rdf:type trg:Biography.
```

```
?x trg:author ?var_2.
```

```
?x trg:name ?var_3.
```

```
FILTER(?var_2 = ?var_3)}
```

```
?x trg:author ?var_1.
```

```
?var_1 trg:name ?author.
```

```
?x trg:title ?name.
```

```
FILTER regex(?author, "Dante")}
```

```
LIMIT 10
```


Chapter 9

Implementation

The SPARQL query rewriting methodology presented in this thesis has been implemented as part of a Semantic Query Mediation Prototype Infrastructure developed in the TUC-MUSIC Lab. The system has been implemented using Java 2SE as a software platform, and the Jena Software framework for SPARQL query parsing. The architecture of this infrastructure is shown in Figure 9.1 where many of the Mediator's implementation details are not presented for simplicity reasons.

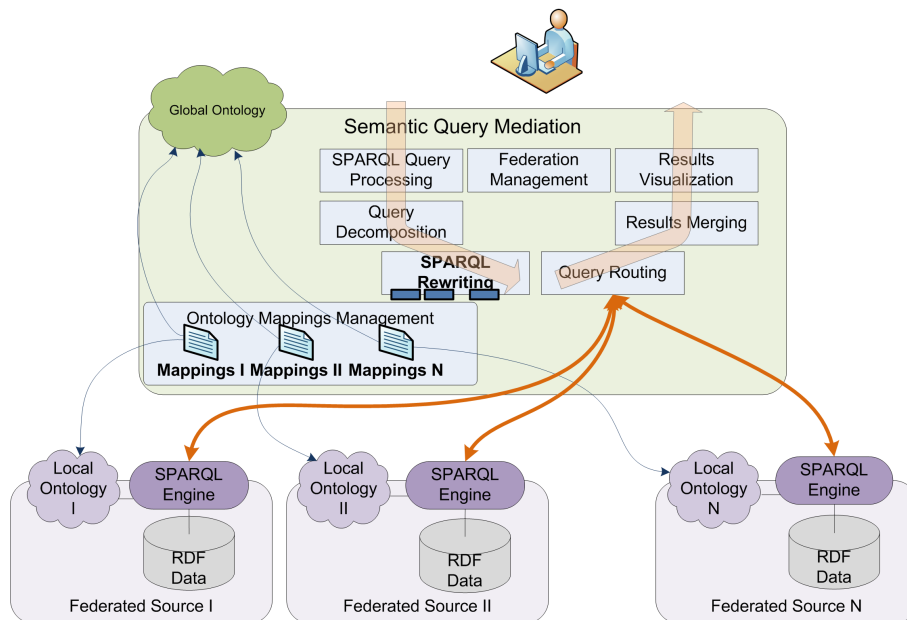


Figure 9.1: System reference architecture.

For each federated source, a dedicated Query Rewriting component is dynamically created by a Query Rewriting Factory. Such a component is able to rewrite an input

SPARQL query based on some predefined mappings. As a representation language for the mappings between two overlapping ontologies we use the language presented in Section 4.4.

During the system's start-up each component is initialized with the mappings between the mediator's global ontology and the (local) ontology used in the federated source for which this component is responsible.

At run time, when a SPARQL query is posed to the Mediator, it is processed, decomposed, and rewritten for each federated source by the corresponding query rewriting component. Afterwards, the rewritten queries are submitted (routed) to the federated sites for local evaluation. Finally, the returned results from the local sources (to which queries have been routed to) are merged, and optionally visualized (taking into account which part of the initial SPARQL query was answered by each resource) for presentation to the end users.

Chapter 10

Conclusion

The web of data is heterogeneous, distributed and structured. Querying mechanisms in this environment have to overcome the problems arising from the heterogeneous and distributed nature of data, and they have to allow the expression of complex and structured queries. The ontology mappings and SPARQL query mediation presented in this thesis aim to satisfy those requirements in the Semantic Web environment.

The mediator uses mappings between the global ontology of the mediator and the local ontologies of the federated knowledge bases. SPARQL queries of end users and applications which are posed over the mediator, are decomposed and rewritten in order to be submitted to the federated sources. The rewritten SPARQL queries are locally evaluated and the results are returned to the mediator. Two aspects of this system were discussed in this thesis:

- A formal model for describing executable ontology mappings (i.e. mappings which can be used in SPARQL query rewriting) that satisfy real-world requirements. We have presented a mapping model that allows the definition of a rich set of ontology mappings and we have shown real-world examples of its functionality.
- A complete set of SPARQL query rewriting functions and algorithms that allow SPARQL queries which are expressed based on the mediator's global ontology to be rewritten in terms of the local ontologies. These functions are semantics preserving (i.e. preserve the mapping semantics).

Our current research focuses on the exploitation of N:M cardinality mappings by the query rewriting process, evaluating the system performance and exploiting advanced reasoning techniques during the query rewriting. Moreover, we aim to develop methodologies for the optimization of the query mediation process, as well as a graphical tool for mapping specification and automation of the mapping generation. Finally, this work is going to be integrated with the XS2OWL [40] and SPARQL2XQuery [6] frameworks (previous works of the TUC-MUSIC Lab), in order to allow access to heterogeneous web repositories.

Bibliography

- [1] J. Akahani, k. Hiramatsu, and T. Satoh. Approximate query reformulation for multiple ontologies in the semantic web. Technical report, 2003.
- [2] F. Baader, D. Calvanese, D. McGuinness, D. Nardi, and P. Patel-Schneider. *The Description Logic Handbook: Theory, Implementation, and Applications*. Cambridge University Press, 2003.
- [3] S. Bechhofer, F. van Harmelen, J. Hendler, I. Horrocks, D. L. McGuinness, P. F. Patel-Schneider, and L. A. Stein. OWL Web Ontology Language Reference. Technical report, W3C, 2004.
- [4] S. M. Benslimane, A. Merazi, M. Malki, and D. A. Bensaber. Ontology mapping for querying heterogeneous information sources. *INFOCOMP Journal of Computer Science*, 7(3):52–59, 2008.
- [5] A. Bernstein, C. Kiefer, and M. Stocker. Optarq: A sparql optimization approach based on triple pattern selectivity estimation. Technical report, University of Zurich, 2007.
- [6] N. Bikakis, N. Gioldasis, C. Tsinaraki, and S. Christodoulakis. Querying xml data with sparql. In *DEXA*, volume 5690 of *Lecture Notes in Computer Science*, pages 372–381. Springer, 2009.
- [7] P. Bouquet, F. Giunchiglia, F. van Harmelen, L. Serafini, and H. Stuckenschmidt. C-owl: Contextualizing ontologies. In *International Semantic Web Conference*, volume 2870 of *Lecture Notes in Computer Science*, pages 164–179. Springer, 2003.
- [8] D. Brickley and R. Guha. Rdf vocabulary description language 1.0: Rdf schema. World Wide Web Consortium, Recommendation, 2004.
- [9] A. Chebotko, S. Lu, and F. Fotouhi. Semantics preserving sparql-to-sql translation. *Data Knowl. Eng.*, 68(10):973–1000, 2009.
- [10] N. Choi, I.-Y. Song, and H. Han. A survey on ontology mapping. *SIGMOD Record*, 35(3):34–41, 2006.

- [11] G. Correndo, M. Salvadores, I. Millard, H. Glaser, and N. Shadbolt. Sparql query rewriting for implementing data integration over linked data. In *1st International Workshop on Data Semantics (DataSem 2010)*, 2010.
- [12] M. Doerr, C.-E. Ore, and S. Stead. The CIDOC conceptual reference model - A new standard for knowledge sharing. In *26th International Conference on Conceptual Modeling - ER 2007*, volume 83 of *CRPIT*, pages 51–56, 2007.
- [13] M. J. Dürst and M. Suignard. Internationalized resource identifiers (IRIs), 2005.
- [14] M. Ehrig and S. Staab. Qom - quick ontology mapping. In *International Semantic Web Conference*, volume 3298 of *Lecture Notes in Computer Science*, pages 683–697. Springer, 2004.
- [15] B. Elliott, E. Cheng, C. Thomas-Ogbuji, and Z. M. Ozsoyoglu. A complete translation from sparql into efficient sql. In *IDEAS '09: Proceedings of the 2009 International Database Engineering & Applications Symposium*, pages 31–42. ACM, 2009.
- [16] J. Euzenat. An api for ontology alignment. In *International Semantic Web Conference*, volume 3298 of *Lecture Notes in Computer Science*, pages 698–712. Springer, 2004.
- [17] J. Euzenat et al. D2.2.3: State of the art on ontology alignment, 2004.
- [18] J. Euzenat, A. Polleres, and F. Scharffe. Processing ontology alignments with sparql. In *CISIS*, pages 913–917, 2008.
- [19] J. Euzenat, F. Scharffe, and A. Zimmermann. Expressive alignment language and implementation. deliverable 2.2.10, Knowledge Web NoE, 2007.
- [20] J. Euzenat and P. Shvaiko. *Ontology Matching*. Springer, Heidelberg, 2007.
- [21] J. Groppe, S. Groppe, and J. Kolbaum. Optimization of sparql by using coresparql. In *ICEIS (1)*, pages 107–112, 2009.
- [22] I. Horrocks, P. F. Patel-Schneider, H. Boley, S. Tabet, B. Grosz, and M. Dean. Swrl: A semantic web rule language combining owl and ruleml. W3c member submission, World Wide Web Consortium, 2004.
- [23] Y. Jing, D. Jeong, and D.-K. Baik. Sparql graph pattern rewriting for owl-dl inference queries. *Knowl. Inf. Syst.*, 20(2):243–262, 2009.
- [24] Y. Kalfoglou and W. M. Schorlemmer. Ontology mapping: The state of the art. In *Semantic Interoperability and Integration*, volume 04391 of *Dagstuhl Seminar Proceedings*. IBFI, Schloss Dagstuhl, Germany, 2005.

- [25] A. Maedche, B. Motik, N. Silva, and R. Volz. Mafra - a mapping framework for distributed ontologies. In *EKAW*, volume 2473 of *Lecture Notes in Computer Science*, pages 235–250. Springer, 2002.
- [26] K. Makris, N. Bikakis, N. Gioldasis, C. Tsinarakis, and S. Christodoulakis. Towards a mediator based on owl and sparql. In *WSKS (1)*, volume 5736 of *Lecture Notes in Computer Science*, pages 326–335, 2009.
- [27] F. Manola and E. Miller. RDF primer. World Wide Web Consortium, Recommendation, 2004.
- [28] M. H. Needleman. Dublin core metadata element set. 24(3-4):131–135, 1998.
- [29] N. F. Noy. Semantic integration: a survey of ontology-based approaches. *SIGMOD Record (ACM Special Interest Group on Management of Data)*, 33(4):65–70, 2004.
- [30] N. F. Noy and M. A. Musen. PROMPT: Algorithm and tool for automated ontology merging and alignment. In *Proc. of AAAI/IAAI-2000: 450-455*, 2000.
- [31] R. Pan, Z. Ding, Y. Yu, and Y. Peng. A bayesian network approach to ontology mapping. In *International Semantic Web Conference*, volume 3729 of *Lecture Notes in Computer Science*, pages 563–577. Springer, 2005.
- [32] J. Pérez, M. Arenas, and C. Gutierrez. Semantics and complexity of sparql. *ACM Trans. Database Syst.*, 34(3), 2009.
- [33] E. Prud’hommeaux and A. Seaborne. Sparql query language for rdf. Technical report, W3C, 2008.
- [34] B. Quilitz and U. Leser. Querying distributed rdf data sources with sparql. In *ESWC*, volume 5021 of *Lecture Notes in Computer Science*, pages 524–538. Springer, 2008.
- [35] F. Scharffe. *Correspondence Patterns Representation*. PhD thesis, University of Innsbruck, 2009.
- [36] F. Scharffe and J. de Bruijn. A language to specify mappings between ontologies. In *SITIS*, pages 267–271, 2005.
- [37] M. Schmidt, M. Meier, and G. Lausen. Foundations of sparql query optimization. *CoRR*, abs/0812.3788, 2008.
- [38] P. Shvaiko and J. Euzenat. A survey of schema-based matching approaches. pages 146–171, 2005.
- [39] M. Stocker, A. Seaborne, A. Bernstein, C. Kiefer, and D. Reynolds. Sparql basic graph pattern optimization using selectivity estimation. In *WWW ’08: Proceeding of the 17th international conference on World Wide Web*, pages 595–604. ACM, 2008.

- [40] C. Tsinaraki and S. Christodoulakis. Interoperability of xml schema applications with owl domain knowledge and semantic web tools. In *OTM Conferences (1)*, volume 4803 of *Lecture Notes in Computer Science*, pages 850–869. Springer, 2007.
- [41] H. Wache, T. Vögele, U. Visser, H. Stuckenschmidt, G. Schuster, H. Neumann, and S. Hübner. Ontology-based integration of information - a survey of existing approaches. In *Workshop on Ontologies and Information Sharing*, pages 108–117, 2001.
- [42] G. Wiederhold. Mediators in the architecture of future information systems. *IEEE Computer*, 25(3):38–49, 1992.

Appendix A

Semantics of property relationships

A.1 Equivalence/subsumption between properties in OWL

Lemma A.1. *The subsumption between two properties using the RDFS property `rdfs : subPropertyOf` implies subsumption between their domains, as well as subsumption between their ranges.*

Proof. Let p_1, p_2 be object/datatype properties with domains $domain_{p_1}, domain_{p_2}$ and ranges $range_{p_1}, range_{p_2}$, respectively. The subsumption between these two properties ($p_1 \sqsubseteq p_2$) is interpreted in OWL by using the RDF triple $(p_1, rdfs : subPropertyOf, p_2)$. Considering that $\alpha \in domain_{p_1}$ and $b \in range_{p_1}$, each RDF triple of the form (α, p_1, b) implies the RDF triple (α, p_2, b) .

Consequently, for the correspondences between the domains and ranges of the properties p_1 and p_2 , we reach the following conclusions:

- $\forall x, [domain_{p_1}(x) \Rightarrow domain_{p_2}(x)]$, thus: $domain_{p_1} \sqsubseteq domain_{p_2}$
- $\forall y, [range_{p_1}(y) \Rightarrow range_{p_2}(y)]$, thus: $range_{p_1} \sqsubseteq range_{p_2}$

Lemma A.2. *The equivalence between two properties using the OWL property `owl : equivalentProperty` implies equivalence between their domains, as well as equivalence between their ranges.*

Proof. Let p_1, p_2 be object/datatype properties with domains $domain_{p_1}, domain_{p_2}$ and ranges $range_{p_1}, range_{p_2}$, respectively. The equivalence between these two properties ($p_1 \equiv p_2$) is interpreted in OWL by using the RDF triple $(p_1, owl : equivalentProperty, p_2)$, which indirectly implies the following RDF triples:

1. $(p_1, rdfs : subPropertyOf, p_2)$
2. $(p_2, rdfs : subPropertyOf, p_1)$

Let $\alpha \in domain_{p_1}$, $b \in range_{p_1}$, $c \in domain_{p_2}$ and $d \in range_{p_2}$, the RDF triples above, provide the following implications:

1. Each RDF triple of the form (α, p_1, b) implies the RDF triple (α, p_2, b) .
2. Each RDF triple of the form (c, p_2, d) implies the RDF triple (c, p_1, d) .

Consequently, for the correspondences between the domains and ranges of the properties p_1 and p_2 , we reach the following conclusions:

- $\forall x, [domain_{p_1}(x) \Leftrightarrow domain_{p_2}(x)]$, thus: $domain_{p_1} \equiv domain_{p_2}$
- $\forall y, [range_{p_1}(y) \Leftrightarrow range_{p_2}(y)]$, thus: $range_{p_1} \equiv range_{p_2}$

A.2 Equivalence/subsumption between properties in our framework

Among the mapping types defined in Section 4.3, there are correspondences between properties and property expressions. The statements below are directly implied by the semantics presented in Section 4.2.

Lemma A.3. *An object property expression is an object property, having its domain and range dependent on the expression's type.* \square

Lemma A.4. *A datatype property expression is a datatype property, having its domain and range dependent on the expression's type.* \square

Taking into consideration the OWL equivalence and subsumption semantics between properties (presented in Section A.1), as well as the fact that a property expression is actually a property having a domain and range, we reach the following conclusions which are also adapted in our framework:

- The subsumption (\sqsubseteq , \sqsupseteq) between a property and a property expression implies subsumption between their domains, as well as subsumption between their ranges.
- The equivalence (\equiv) between a property and a property expression implies equivalence between their domains, as well as equivalence between their ranges.

Appendix B

Preservation of semantics in Data Triple Pattern rewriting

In this appendix we provide the proofs of lemmas presented in Chapter 6 for the preservation of semantics in Data Triple Pattern rewriting. Refer to Table B.1 for the notation, as well as to Section 2.3.5 for the SPARQL graph pattern semantics, since they are used extensively in this appendix.

In what follows, let DS_s and DS_t be the RDF datasets of a source and a target ontology, respectively. Similarly, let DS_m be the RDF dataset which is produced by merging [30] the DS_s and DS_t datasets using a set of mappings \mathcal{M} . Let \mathcal{I} be the interpretation that consists of the non-empty set $\Delta^{\mathcal{I}}$, and contains the classes, the object/datatype properties and the individuals of the RDF dataset DS_m . The interpretation \mathcal{I} consists also of an interpretation function which assigns to every atomic concept A a set $A^{\mathcal{I}} \subseteq \Delta^{\mathcal{I}}$, to every atomic role B a binary relation $B^{\mathcal{I}} \subseteq \Delta^{\mathcal{I}} \times \Delta^{\mathcal{I}}$ and to every individual k an element $k^{\mathcal{I}} \in \Delta^{\mathcal{I}}$ (based on [2]).

Definition B.1 (Semantics preserving rewriting). *Given a complete set (i.e. a set that contains every possible mapping) of sound (i.e. valid) mappings \mathcal{M} between DS_s and DS_t , the rewriting step performed for a triple pattern t , based on a mapping $\mu \in \mathcal{M}$, is semantics preserving if and only if the evaluation result of t and the evaluation result of the rewritten graph pattern gp' over DS_m , preserve the mapping semantics.*

In other words, having a set $\mathcal{J} = \text{var}(t)$ of SPARQL variables, the relationship (\equiv , \sqsubseteq , \sqsupseteq) that holds for the mappings used in the rewriting process, should also hold between $[[t]]_{DS_m}$ and $[[gp']]_{DS_m}$ projected on \mathcal{J} .

$$[[t]]_{DS_m} \text{ rel } \pi_{\mathcal{J}}([gp'])_{DS_m}, \text{ rel} := \equiv \mid \sqsubseteq \mid \sqsupseteq \quad (\text{B.1})$$

$$\mathcal{J} = \text{var}(t) \cap \text{var}(gp') = \text{var}(t) \quad (\text{B.2})$$

Table B.1: The notation which is used for the Data triple pattern rewriting proofs.

Notation	Description
ω	A <i>graph pattern solution</i> $\omega : V \rightarrow (I \cup B \cup L)$.
$\text{dom}(\omega)$	Domain of a <i>graph pattern solution</i> ω (subset of V).
$\omega(t)$	The triple obtained by replacing the variables in triple pattern t according to a <i>graph pattern solution</i> ω (abusing notation).
$\omega^s(t)$	The subject part of the triple obtained by replacing the variables in triple pattern t according to a <i>graph pattern solution</i> ω .
$\omega^p(t)$	The predicate part of the triple obtained by replacing the variables in triple pattern t according to a <i>graph pattern solution</i> ω .
$\omega^o(t)$	The object part of the triple obtained by replacing the variables in triple pattern t according to a <i>graph pattern solution</i> ω .
$\omega \models R$	A <i>graph pattern solution</i> ω satisfies a built-in condition R .
$[[\cdot]]$	Graph pattern evaluation function.
$\text{var}(GP)$	The variables of a graph pattern GP .
\bowtie	<i>Graph pattern solution</i> -based join.
\Join	<i>Graph pattern solution</i> -based left outer join.
\setminus	<i>Graph pattern solution</i> -based difference.
$\pi\{\dots\}$	<i>Graph pattern solution</i> -based projection.
\cup	<i>Graph pattern solution</i> -based union.
\cap	Set intersection.
AND, OPT, UNION, FILTER	SPARQL graph pattern operators.
\neg, \vee, \wedge	Logical not, or, and.
$=, \leq, \geq, <, >$	Inequality/equality operators.

Proof Overview. The proofs presented in this appendix refer to Data Triple Patterns and follow a common approach. We consider mappings containing equivalence relationship (\equiv) and we do not provide the proofs for the other mapping types since the approach is very similar for all types.

Let t be the initial triple pattern, gp' be the rewritten graph pattern and \mathcal{J} the set of SPARQL variables appearing in t . First, we use the mapping semantics in order to show that every *graph pattern solution* of t over the RDF dataset DS_m is a *graph pattern*

solution of gp' over DS_m , for the common *graph pattern solution* domain $\mathcal{J} = \text{var}(t)$, inferring that:

$$[[t]]_{DS_m} \sqsubseteq \pi_{\mathcal{J}}([[gp']])_{DS_m} \quad (\text{B.3})$$

Then, we show that every *graph pattern solution* of gp' over the RDF dataset DS_m is a *graph pattern solution* of t over DS_m , for the common *graph pattern solution* domain \mathcal{J} , inferring that:

$$[[t]]_{DS_m} \sqsupseteq \pi_{\mathcal{J}}([[gp']])_{DS_m} \quad (\text{B.4})$$

From (B.3) and (B.4) we derive that $[[t]]_{DS_m} \equiv \pi_{\mathcal{J}}([[gp']])_{DS_m}$. Considering that the mapping used for the rewriting process has the same relationship (equivalence), we conclude the proof. Similarly, for mapping types containing subsumption relationships (\sqsubseteq, \sqsupseteq), we reach either to (B.3) or to (B.4) using the mapping semantics, proving that the rewriting step is semantics preserving (i.e. preserves the mappings semantics).

B.1 Proof of Lemma 6.1

In this section, we prove that the rewriting step performed for a Data Triple Pattern, based on a mapping of its subject part, is semantics preserving. According to Lemma 6.1, the only case that we examine concerns individuals appearing in the triple pattern's subject part.

Let i_s be an individual from the source ontology, $t = (i_s, \text{predicate}, \text{object})$ be a Data Triple Pattern and \mathcal{J} be the set of SPARQL variables appearing in t . The evaluation of the triple pattern t over the RDF dataset DS_m is presented below:

$$[[t]]_{DS_m} = [[(i_s, \text{predicate}, \text{object})]]_{DS_m}$$

We consider the following case:

1. Let i_t be an individual from the target ontology. Having a mapping $\mu : i_s \equiv i_t$ (i.e. $i_s^{\mathcal{I}} \equiv i_t^{\mathcal{I}}$) the rewritten (based on t 's subject part) graph pattern gp' and its evaluation over the RDF dataset DS_m are the following:

$$gp' = \mathcal{D}_s^i(t, \mu) = (i_t, \text{predicate}, \text{object})$$

$$[[gp']]_{DS_m} = [[(i_t, \text{predicate}, \text{object})]]_{DS_m}$$

We consider two premises:

- (a) $\forall \omega \in [[t]]_{DS_m} : \exists x, \exists y$, such that $(i_s, x, y) \in DS_m$, $\omega^p(t) = x$ and $\omega^o(t) = y$.
Moreover, since $i_s \equiv i_t$ then $(i_t, x, y) \in DS_m$, inferring that $\omega \in \pi_{\mathcal{J}}([gp'])_{DS_m}$.
- (b) $\forall \omega \in \pi_{\mathcal{J}}([gp'])_{DS_m} : \exists x, \exists y$, such that $(i_t, x, y) \in DS_m$, $\omega^p(gp') = x$ and $\omega^o(gp') = y$. Moreover, since $i_s \equiv i_t$ then $(i_s, x, y) \in DS_m$, inferring that $\omega \in [[t]]_{DS_m}$.

From the two premises above, we conclude that:

$$[[t]]_{DS_m} \equiv \pi_{\mathcal{J}}([gp'])_{DS_m}$$

This concludes the proof that the rewriting step of a Data Triple Pattern, based on a mapping of its subject part, is semantics preserving.

B.2 Proof of Lemma 6.2

In this section, we prove that the rewriting step performed for a Data Triple Pattern, based on a mapping of its object part, is semantics preserving. According to Lemma 6.2, the only cases that we examine concern individuals and classes appearing in the triple pattern's object part.

To begin with, we prove that the rewriting step performed for a Data Triple Pattern, based on an individual mapping of its object part, is semantics preserving. Let i_s be an individual from the source ontology, $t = (subject, predicate, i_s)$ be a Data Triple Pattern and \mathcal{J} be the set of SPARQL variables appearing in t . The evaluation of the triple pattern t over the RDF dataset DS_m is presented below:

$$[[t]]_{DS_m} = [[(subject, predicate, i_s)]]_{DS_m}$$

We consider the following case:

1. Let i_t be an individual from the target ontology. Having a mapping $\mu : i_s \equiv i_t$ (i.e. $i_s^{\mathcal{I}} = i_t^{\mathcal{I}}$), the rewritten (based on t 's object part) graph pattern gp' and its evaluation over the RDF dataset DS_m are the following:

$$gp' = \mathcal{D}_o^i(t, \mu) = (subject, predicate, i_t)$$

$$[[gp']]_{DS_m} = [[(subject, predicate, i_t)]]_{DS_m}$$

We consider two premises:

- (a) $\forall \omega \in [[t]]_{DS_m} : \exists x, \exists y$, such that $(x, y, i_s) \in DS_m$, $\omega^s(t) = x$ and $\omega^p(t) = y$.
Moreover, since $i_s \equiv i_t$ then $(x, y, i_t) \in DS_m$, inferring that $\omega \in \pi_{\mathcal{J}}([gp'])_{DS_m}$.
- (b) $\forall \omega \in \pi_{\mathcal{J}}([gp'])_{DS_m} : \exists x, \exists y$, such that $(x, y, i_t) \in DS_m$, $\omega^s(gp') = x$ and $\omega^p(gp') = y$. Moreover, since $i_s \equiv i_t$ then $(x, y, i_s) \in DS_m$, inferring that $\omega \in [[t]]_{DS_m}$.

From the two premises above, we conclude that:

$$[[t]]_{DS_m} \equiv \pi_{\mathcal{J}}([gp'])_{DS_m}$$

This concludes the proof that the rewriting step of a Data Triple Pattern, based on an individual mapping of its object part, is semantics preserving.

Similarly, we prove that the rewriting step performed for a Data Triple Pattern, based on a class mapping of its object part, is semantics preserving. Let c_s be a class from the source ontology, $t = (subject, rdf : type, c_s)$ be a Data Triple Pattern and \mathcal{J} be the set of SPARQL variables appearing in t . The evaluation of the triple pattern t over the RDF dataset DS_m is presented below:

$$[[t]]_{DS_m} = [[(subject, rdf : type, c_s)]]_{DS_m}$$

For the different types of class mappings, we consider the following cases:

1. Let c_t be a class from the target ontology. Having a mapping $\mu : c_s \equiv c_t$ (i.e. $c_s^{\mathcal{I}} = c_t^{\mathcal{I}}$), the rewritten (based on t 's object part) graph pattern gp' and its evaluation over the RDF dataset DS_m are the following:

$$gp' = \mathcal{D}_c^o(t, \mu) = (subject, rdf : type, c_t)$$

$$[[gp']]_{DS_m} = [[(subject, rdf : type, c_t)]]_{DS_m}$$

We consider two premises:

- (a) $\forall \omega \in [[t]]_{DS_m} : \exists x$, such that $(x, rdf : type, c_s) \in DS_m$ and $\omega^s(t) = x$. Thus, $x \in c_s^{\mathcal{I}}$ and since $c_s^{\mathcal{I}} = c_t^{\mathcal{I}}$ then $(x, rdf : type, c_t) \in DS_m$, inferring that $\omega \in \pi_{\mathcal{J}}([gp'])_{DS_m}$.

- (b) $\forall \omega \in \pi_{\mathcal{J}}([gp']_{DS_m}) : \exists x$, such that $(x, rdf : type, c_t) \in DS_m$ and $\omega^s(gp') = x$.
 Thus, $x \in c_t^{\mathcal{I}}$ and since $c_s^{\mathcal{I}} = c_t^{\mathcal{I}}$ then $(x, rdf : type, c_s) \in DS_m$, inferring that $\omega \in [[t]]_{DS_m}$.

From the two premises above, we conclude that:

$$[[t]]_{DS_m} \equiv \pi_{\mathcal{J}}([gp']_{DS_m})$$

2. Let c_{t1} and c_{t2} be classes from the target ontology. Having a mapping $\mu : c_s \equiv c_{t1} \sqcup c_{t2}$ (i.e. $c_s^{\mathcal{I}} = c_{t1}^{\mathcal{I}} \cup c_{t2}^{\mathcal{I}}$), the rewritten (based on t 's object part) graph pattern gp' and its evaluation over the RDF dataset DS_m are the following:

$$gp' = \mathcal{D}_c^o(t, \mu) = (subject, rdf : type, c_{t1}) \text{ UNION } (subject, rdf : type, c_{t2})$$

$$\begin{aligned} [[gp']]_{DS_m} &= [[(subject, rdf : type, c_{t1}) \text{ UNION } (subject, rdf : type, c_{t2})]]_{DS_m} \\ &= [[(subject, rdf : type, c_{t1})]]_{DS_m} \cup [[(subject, rdf : type, c_{t2})]]_{DS_m} \\ &= [[t'_1]]_{DS_m} \cup [[t'_2]]_{DS_m} \end{aligned}$$

We consider two premises:

- (a) $\forall \omega \in [[t]]_{DS_m} : \exists x$, such that $(x, rdf : type, c_s) \in DS_m$ and $\omega^s(t) = x$. Thus, $x \in c_s^{\mathcal{I}}$ and since $c_s^{\mathcal{I}} = c_{t1}^{\mathcal{I}} \cup c_{t2}^{\mathcal{I}}$ then $(x, rdf : type, c_{t1}) \in DS_m$ or $(x, rdf : type, c_{t2}) \in DS_m$, inferring that $\omega \in \pi_{\mathcal{J}}([gp']_{DS_m})$.
- (b) $\forall \omega \in \pi_{\mathcal{J}}([gp']_{DS_m}) : \exists x$, such that $(x, rdf : type, c_{t1}) \in DS_m$ or $(x, rdf : type, c_{t2}) \in DS_m$, and $\omega^s(t'_1) = x$ or $\omega^s(t'_2) = x$. Thus, $x \in c_{t1}^{\mathcal{I}} \cup c_{t2}^{\mathcal{I}}$ and since $c_s^{\mathcal{I}} = c_{t1}^{\mathcal{I}} \cup c_{t2}^{\mathcal{I}}$ then $(x, rdf : type, c_s) \in DS_m$, inferring that $\omega \in [[t]]_{DS_m}$.

From the two premises above, we conclude that:

$$[[t]]_{DS_m} \equiv \pi_{\mathcal{J}}([gp']_{DS_m})$$

3. Let c_{t1} and c_{t2} be classes from the target ontology. Having a mapping $\mu : c_s \equiv c_{t1} \sqcap c_{t2}$ (i.e. $c_s^{\mathcal{I}} = c_{t1}^{\mathcal{I}} \cap c_{t2}^{\mathcal{I}}$), the rewritten (based on t 's object part) graph pattern gp' and its evaluation over the RDF dataset DS_m are the following:

$$gp' = \mathcal{D}_c^o(t, \mu) = (subject, rdf : type, c_{t1}) \text{ AND } (subject, rdf : type, c_{t2})$$

$$\begin{aligned}
[[gp']]_{DS_m} &= [[(subject, rdf : type, c_{t1}) \text{ AND } (subject, rdf : type, c_{t2})]_{DS_m} \\
&= [[(subject, rdf : type, c_{t1})]_{DS_m} \bowtie [[(subject, rdf : type, c_{t2})]_{DS_m} \\
&= [[t'_1]]_{DS_m} \bowtie [[t'_2]]_{DS_m}
\end{aligned}$$

We consider two premises:

- (a) $\forall \omega \in [[t]]_{DS_m} : \exists x$, such that $(x, rdf : type, c_s) \in DS_m$ and $\omega^s(t) = x$. Thus, $x \in c_s^{\mathcal{I}}$ and since $c_s^{\mathcal{I}} = c_{t1}^{\mathcal{I}} \cap c_{t2}^{\mathcal{I}}$ then $(x, rdf : type, c_{t1}) \in DS_m$ and $(x, rdf : type, c_{t2}) \in DS_m$, inferring that $\omega \in \pi_{\mathcal{J}}([gp'])_{DS_m}$.
- (b) $\forall \omega \in \pi_{\mathcal{J}}([gp'])_{DS_m} : \exists x$, such that $(x, rdf : type, c_{t1}) \in DS_m$, $(x, rdf : type, c_{t2}) \in DS_m$ and $\omega^s(t'_1) = \omega^s(t'_2) = x$. Thus, $x \in c_{t1}^{\mathcal{I}} \cap c_{t2}^{\mathcal{I}}$ and since $c_s^{\mathcal{I}} = c_{t1}^{\mathcal{I}} \cap c_{t2}^{\mathcal{I}}$ then $(x, rdf : type, c_s) \in DS_m$, inferring that $\omega \in [[t]]_{DS_m}$.

From the two premises above, we conclude that:

$$[[t]]_{DS_m} \equiv \pi_{\mathcal{J}}([gp'])_{DS_m}$$

4. Let c_t be a class, op_t be an object property from the target ontology, v_{op} be an individual and $\overline{cp} \in \{\neq, =\}$. Having a mapping $\mu : c_s \rightarrow c_t \cdot (op_t \overline{cp} v_{op})$ (i.e. $c_s^{\mathcal{I}} = \{\alpha \in c_t^{\mathcal{I}} \mid \exists b. (\alpha, b) \in op_t^{\mathcal{I}} \wedge b \overline{cp} v_{op}\}$), the rewritten (based on t 's object part) graph pattern gp' and its evaluation over the RDF dataset DS_m are the following:

$$\begin{aligned}
gp' &= \mathcal{D}_c^o(t, \mu) = (subject, rdf : type, c_t) \text{ AND } (subject, op_t, ?var) \\
&\quad \text{FILTER}(?var \overline{cp} v_{op})
\end{aligned}$$

$$\begin{aligned}
[[gp']]_{DS_m} &= [[(subject, rdf : type, c_t) \text{ AND } (subject, op_t, ?var) \\
&\quad \text{FILTER}(?var \overline{cp} v_{op})]_{DS_m} \\
&= \{\omega \in ([[(subject, rdf : type, c_t)]]_{DS_m} \bowtie [[(subject, op_t, ?var)]]_{DS_m}) \\
&\quad \mid \omega \models ?var \overline{cp} v_{op}\} \\
&= \{\omega \in ([[t'_1]]_{DS_m} \bowtie [[t'_2]]_{DS_m}) \mid \omega \models ?var \overline{cp} v_{op}\}
\end{aligned}$$

Let $\mathcal{L} = \{\alpha \in c_t^{\mathcal{I}} \mid \exists b. (\alpha, b) \in op_t^{\mathcal{I}} \wedge b \overline{cp} v_{op}\}$. We consider two premises:

- (a) $\forall \omega \in [[t]]_{DS_m} : \exists x$, such that $(x, rdf : type, c_s) \in DS_m$ and $\omega^s(t) = x$. Thus, $x \in c_s^{\mathcal{I}}$ and since $c_s^{\mathcal{I}} = \mathcal{L}$ then $(x, rdf : type, c_t) \in DS_m$, $\exists y$ such that $(x, op_t, y) \in DS_m$ and $y \overline{cp} v_{op}$, inferring that $\omega \in \pi_{\mathcal{J}}([gp'])_{DS_m}$.

- (b) $\forall \omega \in \pi_{\mathcal{J}}([gp']_{DS_m}) : \exists x$, such that $(x, rdf : type, c_t) \in DS_m$, $\exists y$ such that $(x, op_t, y) \in DS_m$, $y \text{ } \overline{\mathbf{cp}} \text{ } v_{op}$ and $\omega^s(t'_1) = \omega^s(t'_2) = x$. Thus, $x \in \mathcal{L}$ and since $c_s^{\mathcal{I}} = \mathcal{L}$ then $(x, rdf : type, c_s) \in DS_m$, inferring that $\omega \in [[t]]_{DS_m}$.

From the two premises above, we conclude that:

$$[[t]]_{DS_m} \equiv \pi_{\mathcal{J}}([gp']_{DS_m})$$

5. Let c_t be a class, dp_t be a datatype property from the target ontology, v_{dp} be a data value and $\mathbf{cp} \in \{\neq, =, >, <, \geq, \leq\}$. Having a mapping $\mu : c_s \rightarrow c_t.(dp_t \text{ } \mathbf{cp} \text{ } v_{dp})$ (i.e. $c_s^{\mathcal{I}} = \{\alpha \in c_t^{\mathcal{I}} \mid \exists b. (\alpha, b) \in dp_t^{\mathcal{I}} \wedge b \text{ } \mathbf{cp} \text{ } v_{dp}\}$), the rewritten (based on t 's object part) graph pattern gp' and its evaluation over the RDF dataset DS_m are the following:

$$\begin{aligned} gp' &= \mathcal{D}_c^o(t, \mu) = (subject, rdf : type, c_t) \text{ AND } (subject, dp_t, ?var) \\ &\quad \text{FILTER}(?var \text{ } \mathbf{cp} \text{ } v_{dp}) \end{aligned}$$

$$\begin{aligned} [[gp']]_{DS_m} &= [[(subject, rdf : type, c_t) \text{ AND } (subject, dp_t, ?var) \\ &\quad \text{FILTER}(?var \text{ } \mathbf{cp} \text{ } v_{dp})]]_{DS_m} \\ &= \{\omega \in ([[(subject, rdf : type, c_t)]]_{DS_m} \bowtie [[(subject, dp_t, ?var)]]_{DS_m}) \\ &\quad \mid \omega \models ?var \text{ } \mathbf{cp} \text{ } v_{dp}\} \\ &= \{\omega \in ([[t'_1]]_{DS_m} \bowtie [[t'_2]]_{DS_m}) \mid \omega \models ?var \text{ } \mathbf{cp} \text{ } v_{dp}\} \end{aligned}$$

Let $\mathcal{L} = \{\alpha \in c_t^{\mathcal{I}} \mid \exists b. (\alpha, b) \in dp_t^{\mathcal{I}} \wedge b \text{ } \mathbf{cp} \text{ } v_{dp}\}$. We consider two premises:

- (a) $\forall \omega \in [[t]]_{DS_m} : \exists x$, such that $(x, rdf : type, c_s) \in DS_m$ and $\omega^s(t) = x$. Thus, $x \in c_s^{\mathcal{I}}$ and since $c_s^{\mathcal{I}} = \mathcal{L}$ then $(x, rdf : type, c_t) \in DS_m$, $\exists y$ such that $(x, dp_t, y) \in DS_m$ and $y \text{ } \mathbf{cp} \text{ } v_{dp}$, inferring that $\omega \in \pi_{\mathcal{J}}([gp']_{DS_m})$.
- (b) $\forall \omega \in \pi_{\mathcal{J}}([gp']_{DS_m}) : \exists x$, such that $(x, rdf : type, c_t) \in DS_m$, $\exists y$ such that $(x, dp_t, y) \in DS_m$, $y \text{ } \mathbf{cp} \text{ } v_{dp}$ and $\omega^s(t'_1) = \omega^s(t'_2) = x$. Thus, $x \in \mathcal{L}$ and since $c_s^{\mathcal{I}} = \mathcal{L}$ then $(x, rdf : type, c_s) \in DS_m$, inferring that $\omega \in [[t]]_{DS_m}$.

From the two premises above, we conclude that:

$$[[t]]_{DS_m} \equiv \pi_{\mathcal{J}}([gp']_{DS_m})$$

6. Let c_t be a class, op_{t1} , op_{t2} be object properties from the target ontology and $\overline{cp} \in \{\neq, =\}$. Having a mapping $\mu : c_s \rightarrow c_t \cdot (op_{t1} \overline{cp} op_{t2})$ (i.e. $c_s^{\mathcal{I}} = \{\alpha \in c_t^{\mathcal{I}} \mid \exists b, \exists c. (\alpha, b) \in op_{t1}^{\mathcal{I}} \wedge (\alpha, c) \in op_{t2}^{\mathcal{I}} \wedge b \overline{cp} c\}$), the rewritten (based on t 's object part) graph pattern gp' and its evaluation over the RDF dataset DS_m are the following:

$$gp' = \mathcal{D}_c(t, \mu) = (subject, rdf : type, c_t) \text{ AND } (subject, op_{t1}, ?var_1) \\ \text{AND } (subject, op_{t2}, ?var_2) \text{ FILTER}(?var_1 \overline{cp} ?var_2)$$

$$\begin{aligned} [[gp']]_{DS_m} &= [[(subject, rdf : type, c_t) \text{ AND } (subject, op_{t1}, ?var_1) \\ &\quad \text{AND } (subject, op_{t2}, ?var_2) \text{ FILTER}(?var_1 \overline{cp} ?var_2)]]_{DS_m} \\ &= \{\omega \in ([[(subject, rdf : type, c_t)]]_{DS_m} \bowtie [[(subject, op_{t1}, ?var_1)]]_{DS_m} \\ &\quad \bowtie [[(subject, op_{t2}, ?var_2)]]_{DS_m}) \mid \omega \models ?var_1 \overline{cp} ?var_2\} \\ &= \{\omega \in ([[t'_1]]_{DS_m} \bowtie [[t'_2]]_{DS_m} \bowtie [[t'_3]]_{DS_m}) \mid \omega \models ?var_1 \overline{cp} ?var_2\} \end{aligned}$$

Let $\mathcal{L} = \{\alpha \in c_t^{\mathcal{I}} \mid \exists b, \exists c. (\alpha, b) \in op_{t1}^{\mathcal{I}} \wedge (\alpha, c) \in op_{t2}^{\mathcal{I}} \wedge b \overline{cp} c\}$. We consider two premises:

- (a) $\forall \omega \in [[t]]_{DS_m} : \exists x$, such that $(x, rdf : type, c_s) \in DS_m$ and $\omega^s(t) = x$. Thus, $x \in c_s^{\mathcal{I}}$ and since $c_s^{\mathcal{I}} = \mathcal{L}$ then $(x, rdf : type, c_t) \in DS_m$, $\exists y$ such that $(x, op_{t1}, y) \in DS_m$, $\exists z$ such that $(x, op_{t2}, z) \in DS_m$ and $y \overline{cp} z$, inferring that $\omega \in \pi_{\mathcal{J}}([gp'])_{DS_m}$.
- (b) $\forall \omega \in \pi_{\mathcal{J}}([gp'])_{DS_m} : \exists x$, such that $(x, rdf : type, c_t) \in DS_m$, $\exists y$ such that $(x, op_{t1}, y) \in DS_m$, $\exists z$ such that $(x, op_{t2}, z) \in DS_m$, $y \overline{cp} z$ and $\omega^s(t'_1) = \omega^s(t'_2) = \omega^s(t'_3) = x$. Thus, $x \in \mathcal{L}$ and since $c_s^{\mathcal{I}} = \mathcal{L}$ then $(x, rdf : type, c_s) \in DS_m$, inferring that $\omega \in [[t]]_{DS_m}$.

From the two premises above, we conclude that:

$$[[t]]_{DS_m} \equiv \pi_{\mathcal{J}}([gp'])_{DS_m}$$

7. Let c_t be a class, dp_{t1} , dp_{t2} be datatype properties from the target ontology and $cp \in \{\neq, =, >, <, \geq, \leq\}$. Having a mapping $\mu : c_s \rightarrow c_t \cdot (dp_{t1} cp dp_{t2})$ (i.e. $c_s^{\mathcal{I}} = \{\alpha \in c_t^{\mathcal{I}} \mid \exists b, \exists c. (\alpha, b) \in dp_{t1}^{\mathcal{I}} \wedge (\alpha, c) \in dp_{t2}^{\mathcal{I}} \wedge b cp c\}$), the rewritten (based on t 's object part) graph pattern gp' and its evaluation over the RDF dataset DS_m are the following:

$$\begin{aligned} gp' &= \mathcal{D}_c^o(t, \mu) = (subject, rdf : type, c_t) \text{ AND } (subject, dp_{t1}, ?var_1) \\ &\quad \text{AND } (subject, dp_{t2}, ?var_2) \text{ FILTER}(?var_1 \text{ cp } ?var_2) \end{aligned}$$

$$\begin{aligned} [[gp']]_{DS_m} &= [[(subject, rdf : type, c_t) \text{ AND } (subject, dp_{t1}, ?var_1) \\ &\quad \text{AND } (subject, dp_{t2}, ?var_2) \text{ FILTER}(?var_1 \text{ cp } ?var_2)]]_{DS_m} \\ &= \{\omega \in ([[(subject, rdf : type, c_t)]]_{DS_m} \bowtie [[(subject, dp_{t1}, ?var_1)]]_{DS_m} \\ &\quad \bowtie [[(subject, dp_{t2}, ?var_2)]]_{DS_m}) \mid \omega \models ?var_1 \text{ cp } ?var_2\} \\ &= \{\omega \in ([[t'_1]]_{DS_m} \bowtie [[t'_2]]_{DS_m} \bowtie [[t'_3]]_{DS_m}) \mid \omega \models ?var_1 \text{ cp } ?var_2\} \end{aligned}$$

Let $\mathcal{L} = \{\alpha \in c_t^{\mathcal{I}} \mid \exists b, \exists c. (\alpha, b) \in dp_{t1}^{\mathcal{I}} \wedge (\alpha, c) \in dp_{t2}^{\mathcal{I}} \wedge b \text{ cp } c\}$. We consider two premises:

- (a) $\forall \omega \in [[t]]_{DS_m} : \exists x$, such that $(x, rdf : type, c_s) \in DS_m$ and $\omega^s(t) = x$.
Thus, $x \in c_s^{\mathcal{I}}$ and since $c_s^{\mathcal{I}} = \mathcal{L}$ then $(x, rdf : type, c_t) \in DS_m$, $\exists y$ such that $(x, dp_{t1}, y) \in DS_m$, $\exists z$ such that $(x, dp_{t2}, z) \in DS_m$ and $y \text{ cp } z$, inferring that $\omega \in \pi_{\mathcal{J}}([gp'])_{DS_m}$.
- (b) $\forall \omega \in \pi_{\mathcal{J}}([gp'])_{DS_m} : \exists x$, such that $(x, rdf : type, c_t) \in DS_m$, $\exists y$ such that $(x, dp_{t1}, y) \in DS_m$, $\exists z$ such that $(x, dp_{t2}, z) \in DS_m$, $y \text{ cp } z$ and $\omega^s(t'_1) = \omega^s(t'_2) = \omega^s(t'_3) = x$. Thus, $x \in \mathcal{L}$ and since $c_s^{\mathcal{I}} = \mathcal{L}$ then $(x, rdf : type, c_s) \in DS_m$, inferring that $\omega \in [[t]]_{DS_m}$.

From the two premises above, we conclude that:

$$[[t]]_{DS_m} \equiv \pi_{\mathcal{J}}([gp'])_{DS_m}$$

This concludes the proof that the rewriting step of a Data Triple Pattern, based on a class mapping of its object part, is semantics preserving.

B.3 Proof of Lemma 6.3

In this section, we prove that the rewriting step performed for a Data Triple Pattern, based on a mapping of its predicate part, is semantics preserving. According to Lemma 6.3, the only cases that we examine concern object and datatype properties appearing in the triple pattern's predicate part.

To begin with, we prove that the rewriting step performed for a Data Triple Pattern, based on an object property mapping of its predicate part, is semantics preserving. Let

op_s be an object property from the source ontology, $t = (subject, op_s, object)$ be a Data Triple Pattern and \mathcal{J} be the set of SPARQL variables appearing in t . The evaluation of the triple pattern t over the RDF dataset DS_m is presented below:

$$[[t]]_{DS_m} = [[(subject, op_s, object)]]_{DS_m}$$

For the different types of object property mappings, we consider the following cases:

1. Let op_t be an object property from the target ontology. Having a mapping $\mu : op_s \equiv op_t$ (i.e. $op_s^{\mathcal{I}} = op_t^{\mathcal{I}}$), the rewritten (based on t 's predicate part) graph pattern gp' and its evaluation over the RDF dataset DS_m are the following:

$$gp' = \mathcal{D}_{op}^p(t, \mu) = (subject, op_t, object)$$

$$[[gp']]_{DS_m} = [[(subject, op_t, object)]]_{DS_m}$$

We consider two premises:

- (a) $\forall \omega \in [[t]]_{DS_m} : \exists x, \exists y$, such that $(x, op_s, y) \in DS_m$, $\omega^s(t) = x$ and $\omega^o(t) = y$. Thus, $(x, y) \in op_s^{\mathcal{I}}$ and since $op_s^{\mathcal{I}} = op_t^{\mathcal{I}}$ then $(x, op_t, y) \in DS_m$, inferring that $\omega \in \pi_{\mathcal{J}}([gp'])_{DS_m}$.
- (b) $\forall \omega \in \pi_{\mathcal{J}}([gp'])_{DS_m} : \exists x, \exists y$, such that $(x, op_t, y) \in DS_m$, $\omega^s(gp') = x$ and $\omega^o(gp') = y$. Thus, $(x, y) \in op_t^{\mathcal{I}}$ and since $op_s^{\mathcal{I}} = op_t^{\mathcal{I}}$ then $(x, op_s, y) \in DS_m$, inferring that $\omega \in [[t]]_{DS_m}$.

From the two premises above, we conclude that:

$$[[t]]_{DS_m} \equiv \pi_{\mathcal{J}}([gp'])_{DS_m}$$

2. Let op_{t1} and op_{t2} be object properties from the target ontology. Having a mapping $\mu : op_s \equiv op_{t1} \circ op_{t2}$ (i.e. $op_s^{\mathcal{I}} = \{(\alpha, c) \mid \exists b. (\alpha, b) \in op_{t1}^{\mathcal{I}} \wedge (b, c) \in op_{t2}^{\mathcal{I}}\}$), the rewritten (based on t 's predicate part) graph pattern gp' and its evaluation over the RDF dataset DS_m are the following:

$$gp' = \mathcal{D}_{op}^p(t, \mu) = (subject, op_{t1}, ?var) \text{ AND } (?var, op_{t2}, object)$$

$$\begin{aligned}
[[gp']]_{DS_m} &= [[(subject, op_{t1}, ?var) \text{ AND } (?var, op_{t2}, object)]]_{DS_m} \\
&= [[(subject, op_{t1}, ?var)]]_{DS_m} \bowtie [[(?var, op_{t2}, object)]]_{DS_m} \\
&= [[t'_1]]_{DS_m} \bowtie [[t'_2]]_{DS_m}
\end{aligned}$$

Let $\mathcal{L} = \{(\alpha, c) \mid \exists b. (\alpha, b) \in op_{t1}^{\mathcal{I}} \wedge (b, c) \in op_{t2}^{\mathcal{I}}\}$. We consider two premises:

- (a) $\forall \omega \in [[t]]_{DS_m} : \exists x, \exists y$, such that $(x, op_s, y) \in DS_m$, $\omega^s(t) = x$ and $\omega^o(t) = y$.
Thus, $(x, y) \in op_s^{\mathcal{I}}$ and since $op_s^{\mathcal{I}} = \mathcal{L}$ then $\exists z$ such that $(x, op_{t1}, z) \in DS_m$ and $(z, op_{t2}, y) \in DS_m$, inferring that $\omega \in \pi_{\mathcal{J}}([gp'])_{DS_m}$.
- (b) $\forall \omega \in \pi_{\mathcal{J}}([gp'])_{DS_m} : \exists x, \exists y, \exists z$, such that $(x, op_{t1}, z) \in DS_m$, $(z, op_{t2}, y) \in DS_m$, $\omega^s(t'_1) = x$, $\omega^o(t'_1) = \omega^s(t'_2) = z$ and $\omega^o(t'_2) = y$. Thus, $(x, y) \in \mathcal{L}$ and since $op_s^{\mathcal{I}} = \mathcal{L}$ then $(x, op_s, y) \in DS_m$, inferring that $\omega \in [[t]]_{DS_m}$.

From the two premises above, we conclude that:

$$[[t]]_{DS_m} \equiv \pi_{\mathcal{J}}([gp'])_{DS_m}$$

3. Let op_{t1} and op_{t2} be object properties from the target ontology. Having a mapping $\mu : op_s \equiv op_{t1} \sqcup op_{t2}$ (i.e. $op_s^{\mathcal{I}} = op_{t1}^{\mathcal{I}} \cup op_{t2}^{\mathcal{I}}$), the rewritten (based on t 's predicate part) graph pattern gp' and its evaluation over the RDF dataset DS_m are the following:

$$gp' = \mathcal{D}_{op}^p(t, \mu) = (subject, op_{t1}, object) \text{ UNION } (subject, op_{t2}, object)$$

$$\begin{aligned}
[[gp']]_{DS_m} &= [[(subject, op_{t1}, object) \text{ UNION } (subject, op_{t2}, object)]]_{DS_m} \\
&= [[(subject, op_{t1}, object)]]_{DS_m} \cup [[(subject, op_{t2}, object)]]_{DS_m} \\
&= [[t'_1]]_{DS_m} \cup [[t'_2]]_{DS_m}
\end{aligned}$$

We consider two premises:

- (a) $\forall \omega \in [[t]]_{DS_m} : \exists x, \exists y$, such that $(x, op_s, y) \in DS_m$, $\omega^s(t) = x$ and $\omega^o(t) = y$.
Thus, $(x, y) \in op_s^{\mathcal{I}}$ and since $op_s^{\mathcal{I}} = op_{t1}^{\mathcal{I}} \cup op_{t2}^{\mathcal{I}}$ then $(x, op_{t1}, y) \in DS_m$ or $(x, op_{t2}, y) \in DS_m$, inferring that $\omega \in \pi_{\mathcal{J}}([gp'])_{DS_m}$.
- (b) $\forall \omega \in \pi_{\mathcal{J}}([gp'])_{DS_m} : \exists x, \exists y$, such that $(x, op_{t1}, y) \in DS_m$ or $(x, op_{t2}, y) \in DS_m$, $\omega^s(t'_1) = x$ or $\omega^s(t'_2) = x$, and $\omega^o(t'_1) = y$ or $\omega^o(t'_2) = y$. Thus, $(x, y) \in op_s^{\mathcal{I}}$ and since $op_s^{\mathcal{I}} = op_{t1}^{\mathcal{I}} \cup op_{t2}^{\mathcal{I}}$ then $(x, op_s, y) \in DS_m$, inferring that $\omega \in [[t]]_{DS_m}$.

From the two premises above, we conclude that:

$$[[t]]_{DS_m} \equiv \pi_{\mathcal{J}}([gp']_{DS_m})$$

4. Let op_{t1} and op_{t2} be object properties from the target ontology. Having a mapping $\mu : op_s \equiv op_{t1} \sqcap op_{t2}$ (i.e. $op_s^{\mathcal{I}} = op_{t1}^{\mathcal{I}} \cap op_{t2}^{\mathcal{I}}$), the rewritten (based on t 's predicate part) graph pattern gp' and its evaluation over the RDF dataset DS_m are the following:

$$gp' = \mathcal{D}_{op}^p(t, \mu) = (subject, op_{t1}, object) \text{ AND } (subject, op_{t2}, object)$$

$$\begin{aligned} [[gp']]_{DS_m} &= [[(subject, op_{t1}, object) \text{ AND } (subject, op_{t2}, object)]]_{DS_m} \\ &= [[(subject, op_{t1}, object)]]_{DS_m} \bowtie [[(subject, op_{t2}, object)]]_{DS_m} \\ &= [[t'_1]]_{DS_m} \bowtie [[t'_2]]_{DS_m} \end{aligned}$$

We consider two premises:

- (a) $\forall \omega \in [[t]]_{DS_m} : \exists x, \exists y$, such that $(x, op_s, y) \in DS_m$, $\omega^s(t) = x$ and $\omega^o(t) = y$.
Thus, $(x, y) \in op_s^{\mathcal{I}}$ and since $op_s^{\mathcal{I}} = op_{t1}^{\mathcal{I}} \cap op_{t2}^{\mathcal{I}}$ then $(x, op_{t1}, y) \in DS_m$ and $(x, op_{t2}, y) \in DS_m$, inferring that $\omega \in \pi_{\mathcal{J}}([gp']_{DS_m})$.
- (b) $\forall \omega \in \pi_{\mathcal{J}}([gp']_{DS_m}) : \exists x, \exists y$, such that $(x, op_{t1}, y) \in DS_m$, $(x, op_{t2}, y) \in DS_m$, $\omega^s(t'_1) = \omega^s(t'_2) = x$ and $\omega^o(t'_1) = \omega^o(t'_2) = y$. Thus, $(x, y) \in op_{t1}^{\mathcal{I}} \cap op_{t2}^{\mathcal{I}}$ and since $op_s^{\mathcal{I}} = op_{t1}^{\mathcal{I}} \cap op_{t2}^{\mathcal{I}}$ then $(x, op_s, y) \in DS_m$, inferring that $\omega \in [[t]]_{DS_m}$.

From the two premises above, we conclude that:

$$[[t]]_{DS_m} \equiv \pi_{\mathcal{J}}([gp']_{DS_m})$$

5. Let op_t be an object property from the target ontology. Having a mapping $\mu : op_s \equiv inv(op_t)$ (i.e. $op_s^{\mathcal{I}} = \{(b, \alpha) \mid (\alpha, b) \in op_t^{\mathcal{I}}\}$), the rewritten (based on t 's predicate part) graph pattern gp' and its evaluation over the RDF dataset DS_m are the following:

$$gp' = \mathcal{ID}_{op}^p(t, \mu) = (object, op_t, subject)$$

$$[[gp']]_{DS_m} = [[(object, op_t, subject)]]_{DS_m}$$

Let $\mathcal{L} = \{(b, \alpha) \mid (\alpha, b) \in op_t^T\}$. We consider two premises:

- (a) $\forall \omega \in [[t]]_{DS_m} : \exists x, \exists y$, such that $(x, op_s, y) \in DS_m$, $\omega^s(t) = x$ and $\omega^o(t) = y$.
Thus, $(x, y) \in op_s^T$ and since $op_s^T = \mathcal{L}$ then $(y, op_t, x) \in DS_m$, inferring that $\omega \in \pi_{\mathcal{J}}([gp']_{DS_m})$.
- (b) $\forall \omega \in \pi_{\mathcal{J}}([gp']_{DS_m}) : \exists x, \exists y$, such that $(x, op_t, y) \in DS_m$, $\omega^s(gp') = x$ and $\omega^o(gp') = y$. Thus, $(x, y) \in \mathcal{L}$ and since $op_s^T = \mathcal{L}$ then $(y, op_s, x) \in DS_m$, inferring that $\omega \in [[t]]_{DS_m}$.

From the two premises above, we conclude that:

$$[[t]]_{DS_m} \equiv \pi_{\mathcal{J}}([gp']_{DS_m})$$

6. Let op_t be an object property and c_t be a class from the target ontology. Having a mapping $\mu : op_s \equiv op_t \cdot domain(c_t)$ (i.e. $op_s^T = \{(\alpha, b) \mid (\alpha, b) \in op_t^T \wedge \alpha \in c_t^T\}$), the rewritten (based on t 's object part) graph pattern gp' and its evaluation over the RDF dataset DS_m are the following:

$$gp' = \mathcal{D}_{op}^p(t, \mu) = (subject, op_t, object) \text{ AND } (subject, rdf : type, c_t)$$

$$\begin{aligned} [[gp']]_{DS_m} &= [[(subject, op_t, object) \text{ AND } (subject, rdf : type, c_t)]]_{DS_m} \\ &= [[(subject, op_t, object)]]_{DS_m} \bowtie [[(subject, rdf : type, c_t)]]_{DS_m} \\ &= [[t'_1]]_{DS_m} \bowtie [[t'_2]]_{DS_m} \end{aligned}$$

Let $\mathcal{L} = \{(\alpha, b) \mid (\alpha, b) \in op_t^T \wedge \alpha \in c_t^T\}$. We consider two premises:

- (a) $\forall \omega \in [[t]]_{DS_m} : \exists x, \exists y$, such that $(x, op_s, y) \in DS_m$, $\omega^s(t) = x$ and $\omega^o(t) = y$.
Thus, $(x, y) \in op_s^T$ and since $op_s^T = \mathcal{L}$ then $(x, op_t, y) \in DS_m$ and $(x, rdf : type, c_t) \in DS_m$, inferring that $\omega \in \pi_{\mathcal{J}}([gp']_{DS_m})$.
- (b) $\forall \omega \in \pi_{\mathcal{J}}([gp']_{DS_m}) : \exists x, \exists y$, such that $(x, op_t, y) \in DS_m$, $(x, rdf : type, c_t) \in DS_m$, $\omega^s(t'_1) = \omega^s(t'_2) = x$ and $\omega^o(t'_1) = y$. Thus, $(x, y) \in \mathcal{L}$ and since $op_s^T = \mathcal{L}$ then $(x, op_s, y) \in DS_m$, inferring that $\omega \in [[t]]_{DS_m}$.

From the two premises above, we conclude that:

$$[[t]]_{DS_m} \equiv \pi_{\mathcal{J}}([gp']_{DS_m})$$

7. Let op_t be an object property and c_t be a class from the target ontology. Having a mapping $\mu : op_s \equiv op_t.range(c_t)$ (i.e. $op_s^{\mathcal{I}} = \{(\alpha, b) \mid (\alpha, b) \in op_t^{\mathcal{I}} \wedge b \in c_t^{\mathcal{I}}\}$), the rewritten (based on t 's object part) graph pattern gp' and its evaluation over the RDF dataset DS_m are the following:

$$gp' = \mathcal{D}_{op}^p(t, \mu) = (subject, op_t, object) \text{ AND } (object, rdf : type, c_t)$$

$$\begin{aligned} [[gp']]_{DS_m} &= [[(subject, op_t, object) \text{ AND } (object, rdf : type, c_t)]]_{DS_m} \\ &= [[(subject, op_t, object)]]_{DS_m} \bowtie [[(object, rdf : type, c_t)]]_{DS_m} \\ &= [[t'_1]]_{DS_m} \bowtie [[t'_2]]_{DS_m} \end{aligned}$$

Let $\mathcal{L} = \{(\alpha, b) \mid (\alpha, b) \in op_t^{\mathcal{I}} \wedge b \in c_t^{\mathcal{I}}\}$. We consider two premises:

- (a) $\forall \omega \in [[t]]_{DS_m} : \exists x, \exists y$, such that $(x, op_s, y) \in DS_m$, $\omega^s(t) = x$ and $\omega^o(t) = y$.
Thus, $(x, y) \in op_s^{\mathcal{I}}$ and since $op_s^{\mathcal{I}} = \mathcal{L}$ then $(x, op_t, y) \in DS_m$ and $(y, rdf : type, c_t) \in DS_m$, inferring that $\omega \in \pi_{\mathcal{J}}([gp'])_{DS_m}$.
- (b) $\forall \omega \in \pi_{\mathcal{J}}([gp'])_{DS_m} : \exists x, \exists y$, such that $(x, op_t, y) \in DS_m$, $(y, rdf : type, c_t) \in DS_m$, $\omega^s(t'_1) = x$ and $\omega^o(t'_1) = \omega^s(t'_2) = y$. Thus, $(x, y) \in \mathcal{L}$ and since $op_s^{\mathcal{I}} = \mathcal{L}$ then $(x, op_s, y) \in DS_m$, inferring that $\omega \in [[t]]_{DS_m}$.

From the two premises above, we conclude that:

$$[[t]]_{DS_m} \equiv \pi_{\mathcal{J}}([gp'])_{DS_m}$$

This concludes the proof that the rewriting step of a Data Triple Pattern, based on an object property mapping of its predicate part, is semantics preserving.

Similarly, we prove that the rewriting step performed for a Data Triple Pattern, based on a datatype property mapping of its predicate part, is semantics preserving. Let dp_s be an object property from the source ontology, $t = (subject, dp_s, object)$ be a Data Triple Pattern and \mathcal{J} be the set of SPARQL variables appearing in t . The evaluation of the triple pattern t over the RDF dataset DS_m is presented below:

$$[[t]]_{DS_m} = [[(subject, dp_s, object)]]_{DS_m}$$

For the different types of datatype property mappings, we consider the following cases:

1. Let dp_t be a datatype property from the target ontology. Having a mapping $\mu : dp_s \equiv dp_t$ (i.e. $dp_s^{\mathcal{I}} = dp_t^{\mathcal{I}}$), the rewritten (based on t 's predicate part) graph pattern gp' and its evaluation over the RDF dataset DS_m are the following:

$$gp' = \mathcal{D}_{dp}^p(t, \mu) = (subject, dp_t, object)$$

$$[[gp']]_{DS_m} = [[(subject, dp_t, object)]]_{DS_m}$$

We consider two premises:

- (a) $\forall \omega \in [[t]]_{DS_m} : \exists x, \exists y$, such that $(x, dp_s, y) \in DS_m$, $\omega^s(t) = x$ and $\omega^o(t) = y$.
Thus, $(x, y) \in dp_s^{\mathcal{I}}$ and since $dp_s^{\mathcal{I}} = dp_t^{\mathcal{I}}$ then $(x, dp_t, y) \in DS_m$, inferring that $\omega \in \pi_{\mathcal{J}}([gp'])_{DS_m}$.
- (b) $\forall \omega \in \pi_{\mathcal{J}}([gp'])_{DS_m} : \exists x, \exists y$, such that $(x, dp_t, y) \in DS_m$, $\omega^s(gp') = x$ and $\omega^o(gp') = y$. Thus, $(x, y) \in dp_t^{\mathcal{I}}$ and since $dp_s^{\mathcal{I}} = dp_t^{\mathcal{I}}$ then $(x, dp_s, y) \in DS_m$, inferring that $\omega \in [[t]]_{DS_m}$.

From the two premises above, we conclude that:

$$[[t]]_{DS_m} \equiv \pi_{\mathcal{J}}([gp'])_{DS_m}$$

2. Let op_t be an object property and dp_t be a datatype property from the target ontology. Having a mapping $\mu : dp_s \equiv op_t \circ dp_t$ (i.e. $dp_s^{\mathcal{I}} = \{(\alpha, c) \mid \exists b. (\alpha, b) \in op_t^{\mathcal{I}} \wedge (b, c) \in dp_t^{\mathcal{I}}\}$), the rewritten (based on t 's predicate part) graph pattern gp' and its evaluation over the RDF dataset DS_m are the following:

$$gp' = \mathcal{D}_{dp}^p(t, \mu) = (subject, op_t, ?var) \text{ AND } (?var, dp_t, object)$$

$$\begin{aligned} [[gp']]_{DS_m} &= [[(subject, op_t, ?var) \text{ AND } (?var, dp_t, object)]]_{DS_m} \\ &= [[(subject, op_t, ?var)]]_{DS_m} \bowtie [[(?var, dp_t, object)]]_{DS_m} \\ &= [[t'_1]]_{DS_m} \bowtie [[t'_2]]_{DS_m} \end{aligned}$$

Let $\mathcal{L} = \{(\alpha, c) \mid \exists b. (\alpha, b) \in op_t^{\mathcal{I}} \wedge (b, c) \in dp_t^{\mathcal{I}}\}$. We consider two premises:

- (a) $\forall \omega \in [[t]]_{DS_m} : \exists x, \exists y$, such that $(x, dp_s, y) \in DS_m$, $\omega^s(t) = x$ and $\omega^o(t) = y$.
Thus, $(x, y) \in dp_s^{\mathcal{I}}$ and since $dp_s^{\mathcal{I}} = \mathcal{L}$ then $\exists z$ such that $(x, op_t, z) \in DS_m$ and $(z, dp_t, y) \in DS_m$, inferring that $\omega \in \pi_{\mathcal{J}}([gp'])_{DS_m}$.

- (b) $\forall \omega \in \pi_{\mathcal{J}}([gp'])_{DS_m} : \exists x, \exists y, \exists z$, such that $(x, op_t, z) \in DS_m$, $(z, dp_t, y) \in DS_m$, $\omega^s(t'_1) = x$, $\omega^o(t'_1) = \omega^s(t'_2) = z$ and $\omega^o(t'_2) = y$. Thus, $(x, y) \in \mathcal{L}$ and since $dp_s^{\mathcal{I}} = \mathcal{L}$ then $(x, dp_s, y) \in DS_m$, inferring that $\omega \in [[t]]_{DS_m}$.

From the two premises above, we conclude that:

$$[[t]]_{DS_m} \equiv \pi_{\mathcal{J}}([gp'])_{DS_m}$$

3. Let dp_{t1} and dp_{t2} be datatype properties from the target ontology. Having a mapping $\mu : dp_s \equiv dp_{t1} \sqcup dp_{t2}$ (i.e. $dp_s^{\mathcal{I}} = dp_{t1}^{\mathcal{I}} \cup dp_{t2}^{\mathcal{I}}$), the rewritten (based on t 's predicate part) graph pattern gp' and its evaluation over the RDF dataset DS_m are the following:

$$gp' = \mathcal{D}_{dp}^p(t, \mu) = (subject, dp_{t1}, object) \text{ UNION } (subject, dp_{t2}, object)$$

$$\begin{aligned} [[gp']]_{DS_m} &= [[(subject, dp_{t1}, object) \text{ UNION } (subject, dp_{t2}, object)]]_{DS_m} \\ &= [[(subject, dp_{t1}, object)]]_{DS_m} \cup [[(subject, dp_{t2}, object)]]_{DS_m} \\ &= [[t'_1]]_{DS_m} \cup [[t'_2]]_{DS_m} \end{aligned}$$

We consider two premises:

- (a) $\forall \omega \in [[t]]_{DS_m} : \exists x, \exists y$, such that $(x, dp_s, y) \in DS_m$, $\omega^s(t) = x$ and $\omega^o(t) = y$. Thus, $(x, y) \in dp_s^{\mathcal{I}}$ and since $dp_s^{\mathcal{I}} = dp_{t1}^{\mathcal{I}} \cup dp_{t2}^{\mathcal{I}}$ then $(x, dp_{t1}, y) \in DS_m$ or $(x, dp_{t2}, y) \in DS_m$, inferring that $\omega \in \pi_{\mathcal{J}}([gp'])_{DS_m}$.
- (b) $\forall \omega \in \pi_{\mathcal{J}}([gp'])_{DS_m} : \exists x, \exists y$, such that $(x, dp_{t1}, y) \in DS_m$ or $(x, dp_{t2}, y) \in DS_m$, $\omega^s(t'_1) = x$ or $\omega^s(t'_2) = x$, and $\omega^o(t'_1) = y$ or $\omega^o(t'_2) = y$. Thus, $(x, y) \in dp_{t1}^{\mathcal{I}} \cup dp_{t2}^{\mathcal{I}}$ and since $dp_s^{\mathcal{I}} = dp_{t1}^{\mathcal{I}} \cup dp_{t2}^{\mathcal{I}}$ then $(x, dp_s, y) \in DS_m$, inferring that $\omega \in [[t]]_{DS_m}$.

From the two premises above, we conclude that:

$$[[t]]_{DS_m} \equiv \pi_{\mathcal{J}}([gp'])_{DS_m}$$

4. Let dp_{t1} and dp_{t2} be datatype properties from the target ontology. Having a mapping $\mu : dp_s \equiv dp_{t1} \sqcap dp_{t2}$ (i.e. $dp_s^{\mathcal{I}} = dp_{t1}^{\mathcal{I}} \cap dp_{t2}^{\mathcal{I}}$), the rewritten (based on t 's predicate part) graph pattern gp' and its evaluation over the RDF dataset DS_m are the following:

$$gp' = \mathcal{D}_{dp}^p(t, \mu) = (subject, dp_{t1}, object) \text{ AND } (subject, dp_{t2}, object)$$

$$\begin{aligned} [[gp']]_{DS_m} &= [[(subject, dp_{t1}, object) \text{ AND } (subject, dp_{t2}, object)]]_{DS_m} \\ &= [[(subject, dp_{t1}, object)]]_{DS_m} \bowtie [[(subject, dp_{t2}, object)]]_{DS_m} \\ &= [[t'_1]]_{DS_m} \bowtie [[t'_2]]_{DS_m} \end{aligned}$$

We consider two premises:

- (a) $\forall \omega \in [[t]]_{DS_m} : \exists x, \exists y$, such that $(x, dp_s, y) \in DS_m$, $\omega^s(t) = x$ and $\omega^o(t) = y$.
Thus, $(x, y) \in dp_s^T$ and since $dp_s^T = dp_{t1}^T \cap dp_{t2}^T$ then $(x, dp_{t1}, y) \in DS_m$ and $(x, dp_{t2}, y) \in DS_m$, inferring that $\omega \in \pi_{\mathcal{J}}([gp'])_{DS_m}$.
- (b) $\forall \omega \in \pi_{\mathcal{J}}([gp'])_{DS_m} : \exists x, \exists y$, such that $(x, dp_{t1}, y) \in DS_m$, $(x, dp_{t2}, y) \in DS_m$, $\omega^s(t'_1) = \omega^s(t'_2) = x$ and $\omega^o(t'_1) = \omega^o(t'_2) = y$. Thus, $(x, y) \in dp_{t1}^T \cap dp_{t2}^T$ and since $dp_s^T = dp_{t1}^T \cap dp_{t2}^T$ then $(x, dp_s, y) \in DS_m$, inferring that $\omega \in [[t]]_{DS_m}$.

From the two premises above, we conclude that:

$$[[t]]_{DS_m} \equiv \pi_{\mathcal{J}}([gp'])_{DS_m}$$

5. Let dp_t be a datatype property and c_t be a class from the target ontology. Having a mapping $\mu : dp_s \equiv dp_t \text{ domain}(c_t)$ (i.e. $dp_s^T = \{(\alpha, b) \mid (\alpha, b) \in dp_t^T \wedge \alpha \in c_t^T\}$), the rewritten (based on t 's object part) graph pattern gp' and its evaluation over the RDF dataset DS_m are the following:

$$gp' = \mathcal{D}_{dp}^p(t, \mu) = (subject, dp_t, object) \text{ AND } (subject, rdf : type, c_t)$$

$$\begin{aligned} [[gp']]_{DS_m} &= [[(subject, dp_t, object) \text{ AND } (subject, rdf : type, c_t)]]_{DS_m} \\ &= [[(subject, dp_t, object)]]_{DS_m} \bowtie [[(subject, rdf : type, c_t)]]_{DS_m} \\ &= [[t'_1]]_{DS_m} \bowtie [[t'_2]]_{DS_m} \end{aligned}$$

Let $\mathcal{L} = \{(\alpha, b) \mid (\alpha, b) \in dp_t^T \wedge \alpha \in c_t^T\}$. We consider two premises:

- (a) $\forall \omega \in [[t]]_{DS_m} : \exists x, \exists y$, such that $(x, dp_s, y) \in DS_m$, $\omega^s(t) = x$ and $\omega^o(t) = y$.
Thus, $(x, y) \in dp_s^T$ and since $dp_s^T = \mathcal{L}$ then $(x, dp_t, y) \in DS_m$ and $(x, rdf : type, c_t) \in DS_m$, inferring that $\omega \in \pi_{\mathcal{J}}([gp'])_{DS_m}$.

- (b) $\forall \omega \in \pi_{\mathcal{J}}([gp']_{DS_m}) : \exists x, \exists y$, such that $(x, dp_t, y) \in DS_m$, $(x, rdf : type, c_t) \in DS_m$, $\omega^s(t'_1) = \omega^s(t'_2) = x$ and $\omega^o(t'_1) = y$. Thus, $(x, y) \in \mathcal{L}$ and since $dp_s^{\mathcal{I}} = \mathcal{L}$ then $(x, dp_s, y) \in DS_m$, inferring that $\omega \in [[t]]_{DS_m}$.

From the two premises above, we conclude that:

$$[[t]]_{DS_m} \equiv \pi_{\mathcal{J}}([gp']_{DS_m})$$

6. Let dp_t be a datatype property from the target ontology, v_{dp} be a data value and $cp \in \{\neq, =, >, <, \geq, \leq\}$. Having a mapping $\mu : dp_s \equiv dp_t.range(cp \ v_{dp})$ (i.e. $dp_s^{\mathcal{I}} = \{(\alpha, b) \mid (\alpha, b) \in dp_t^{\mathcal{I}} \wedge b \text{ } cp \ v_{dp}\}$), the rewritten (based on t 's object part) graph pattern gp' and its evaluation over the RDF dataset DS_m are the following:

$$gp' = \mathcal{D}_{dp}^p(t, \mu) = (subject, dp_t, object) \text{ FILTER}(object \text{ } cp \ v_{dp})$$

$$\begin{aligned} [[gp']]_{DS_m} &= [[(subject, dp_t, object) \text{ FILTER}(object \text{ } cp \ v_{dp})]]_{DS_m} \\ &= \{\omega \in [[(subject, dp_t, object)]]_{DS_m} \mid \omega \models object \text{ } cp \ v_{dp}\} \\ &= \{\omega \in [[t']]_{DS_m} \mid \omega \models object \text{ } cp \ v_{dp}\} \end{aligned}$$

Let $\mathcal{L} = \{(\alpha, b) \mid (\alpha, b) \in dp_t^{\mathcal{I}} \wedge b \text{ } cp \ v_{dp}\}$. We consider two premises:

- (a) $\forall \omega \in [[t]]_{DS_m} : \exists x, \exists y$, such that $(x, dp_s, y) \in DS_m$, $\omega^s(t) = x$ and $\omega^o(t) = y$. Thus, $(x, y) \in dp_s^{\mathcal{I}}$ and since $dp_s^{\mathcal{I}} = \mathcal{L}$ then $(x, dp_t, y) \in DS_m$ and $y \text{ } cp \ v_{dp}$, inferring that $\omega \in \pi_{\mathcal{J}}([gp']_{DS_m})$.
- (b) $\forall \omega \in \pi_{\mathcal{J}}([gp']_{DS_m}) : \exists x, \exists y$, such that $(x, dp_t, y) \in DS_m$, $y \text{ } cp \ v_{dp}$, $\omega^s(t') = x$ and $\omega^o(t') = y$. Thus, $(x, y) \in \mathcal{L}$ and since $dp_s^{\mathcal{I}} = \mathcal{L}$ then $(x, dp_s, y) \in DS_m$, inferring that $\omega \in [[t]]_{DS_m}$.

From the two premises above, we conclude that:

$$[[t]]_{DS_m} \equiv \pi_{\mathcal{J}}([gp']_{DS_m})$$

This concludes the proof that the rewriting step of a Data Triple Pattern, based on a datatype property mapping of its predicate part, is semantics preserving.

Appendix C

Mapping representation ontology

In this appendix, we provide the OWL DL ontology which describes the mapping language's vocabulary and provides some control to the terms and constructs introduced in Section 4.4.1. As we mentioned in Section 4.4, the mapping representation language that we adapt in this thesis is a new version of EDOAL. In this version minor changes have been performed in the EDOAL syntax, in order for the language to match exactly the abstract syntax presented in Section 4.2 and also to restrict the language expressiveness for simplicity reasons. EDOAL previous versions have been defined in [19] and [35]. The expressiveness, the simplicity and the Semantic Web compliance (given its RDF syntax) are its key features. It is crucial that this language satisfies the requirements that we set in Section 4.3, by representing clearly the supported mapping types.

```
<?xml version="1.0"?>

<!DOCTYPE rdf:RDF [
  <!ENTITY owl "http://www.w3.org/2002/07/owl#" >
  <!ENTITY xsd "http://www.w3.org/2001/XMLSchema#" >
  <!ENTITY rdfs "http://www.w3.org/2000/01/rdf-schema#" >
  <!ENTITY rdf "http://www.w3.org/1999/02/22-rdf-syntax-ns#" >
  <!ENTITY align "http://knowledgeweb.semanticweb.org/heterogeneity/alignment#" >
]>

<rdf:RDF xmlns="http://www.music.tuc.gr/oml#"
  xml:base="http://www.music.tuc.gr/oml#"
  xmlns:align="http://knowledgeweb.semanticweb.org/heterogeneity/alignment#"
  xmlns:rdf="http://www.w3.org/1999/02/22-rdf-syntax-ns#"
  xmlns:xsd="http://www.w3.org/2001/XMLSchema#"
  xmlns:rdfs="http://www.w3.org/2000/01/rdf-schema#"
  xmlns:owl="http://www.w3.org/2002/07/owl#">
  <owl:Ontology rdf:about="#">
```

```

<owl:Class rdf:ID="Relation">
  <rdfs:subClassOf>
    <owl:Class rdf:ID="Attribute"/>
  </rdfs:subClassOf>
</owl:Class>
<owl:Class rdf:ID="RelationDomainRestriction">
  <rdfs:subClassOf>
    <owl:Class rdf:ID="Restriction"/>
  </rdfs:subClassOf>
  <rdfs:subClassOf>
    <owl:Restriction>
      <owl:cardinality rdf:datatype="&xsd:int">1</owl:cardinality>
      <owl:onProperty>
        <owl:ObjectProperty rdf:ID="class"/>
      </owl:onProperty>
    </owl:Restriction>
  </rdfs:subClassOf>
</owl:Class>
<owl:Class rdf:ID="AttributeValueRestriction">
  <rdfs:subClassOf>
    <owl:Class>
      <owl:unionOf rdf:parseType="Collection">
        <owl:Restriction>
          <owl:cardinality rdf:datatype="&xsd:int">1</owl:cardinality>
          <owl:onProperty>
            <owl:ObjectProperty rdf:ID="instanceOrAttributeValue"/>
          </owl:onProperty>
        </owl:Restriction>
        <owl:Restriction>
          <owl:onProperty>
            <owl:DatatypeProperty rdf:ID="literalValue"/>
          </owl:onProperty>
          <owl:cardinality rdf:datatype="&xsd:int">1</owl:cardinality>
        </owl:Restriction>
      </owl:unionOf>
    </owl:Class>
  </rdfs:subClassOf>
  <rdfs:subClassOf rdf:resource="#Restriction"/>
  <rdfs:subClassOf>
    <owl:Restriction>
      <owl:onProperty>
        <owl:DatatypeProperty rdf:ID="comparator"/>
      </owl:onProperty>
      <owl:cardinality rdf:datatype="&xsd:int">1</owl:cardinality>
    </owl:Restriction>
  </rdfs:subClassOf>
  <rdfs:subClassOf>
    <owl:Restriction>
      <owl:cardinality rdf:datatype="&xsd:int">1</owl:cardinality>
      <owl:onProperty>

```



```

        <owl:ObjectProperty rdf:ID="onAttribute"/>
    </owl:onProperty>
</owl:Restriction>
</rdfs:subClassOf>
</owl:Class>
<owl:Class rdf:ID="RelationRangeRestriction">
    <rdfs:subClassOf rdf:resource="#Restriction"/>
    <rdfs:subClassOf>
        <owl:Restriction>
            <owl:cardinality rdf:datatype="&xsd:int">1</owl:cardinality>
            <owl:onProperty>
                <owl:ObjectProperty rdf:about="#class"/>
            </owl:onProperty>
        </owl:Restriction>
    </rdfs:subClassOf>
</owl:Class>
<owl:Class rdf:about="&align;Ontology">
    <rdfs:subClassOf>
        <owl:Restriction>
            <owl:onProperty>
                <owl:ObjectProperty rdf:about="&align;formalism"/>
            </owl:onProperty>
            <owl:cardinality rdf:datatype="&xsd:int">1</owl:cardinality>
        </owl:Restriction>
    </rdfs:subClassOf>
    <rdfs:subClassOf rdf:resource="&owl;Thing"/>
</owl:Class>
<owl:Class rdf:ID="PropertyDomainRestriction">
    <rdfs:subClassOf rdf:resource="#Restriction"/>
    <rdfs:subClassOf>
        <owl:Restriction>
            <owl:onProperty>
                <owl:ObjectProperty rdf:about="#class"/>
            </owl:onProperty>
            <owl:cardinality rdf:datatype="&xsd:int">1</owl:cardinality>
        </owl:Restriction>
    </rdfs:subClassOf>
</owl:Class>
<owl:Class rdf:ID="PropertyValueRestriction">
    <rdfs:subClassOf>
        <owl:Restriction>
            <owl:cardinality rdf:datatype="&xsd:int">1</owl:cardinality>
            <owl:onProperty>
                <owl:DatatypeProperty rdf:about="#literalValue"/>
            </owl:onProperty>
        </owl:Restriction>
    </rdfs:subClassOf>
    <rdfs:subClassOf rdf:resource="#Restriction"/>
    <rdfs:subClassOf>
        <owl:Restriction>

```

```

    <owl:onProperty>
      <owl:DatatypeProperty rdf:about="#comparator"/>
    </owl:onProperty>
    <owl:cardinality rdf:datatype="&xsd:int">1</owl:cardinality>
  </owl:Restriction>
</rdfs:subClassOf>
</owl:Class>
<owl:Class rdf:about="&align;Alignment">
  <rdfs:subClassOf>
    <owl:Restriction>
      <owl:cardinality rdf:datatype="&xsd:int">1</owl:cardinality>
      <owl:onProperty>
        <owl:ObjectProperty rdf:about="&align;onto1"/>
      </owl:onProperty>
    </owl:Restriction>
  </rdfs:subClassOf>
  <rdfs:subClassOf>
    <owl:Restriction>
      <owl:onProperty>
        <owl:DatatypeProperty rdf:about="&align;method"/>
      </owl:onProperty>
      <owl:maxCardinality rdf:datatype="&xsd:int">1</owl:maxCardinality>
    </owl:Restriction>
  </rdfs:subClassOf>
  <rdfs:subClassOf>
    <owl:Restriction>
      <owl:onProperty>
        <owl:DatatypeProperty rdf:about="&align;type"/>
      </owl:onProperty>
      <owl:maxCardinality rdf:datatype="&xsd:int">1</owl:maxCardinality>
    </owl:Restriction>
  </rdfs:subClassOf>
  <rdfs:subClassOf>
    <owl:Restriction>
      <owl:onProperty>
        <owl:DatatypeProperty rdf:about="&align;level"/>
      </owl:onProperty>
      <owl:maxCardinality rdf:datatype="&xsd:int">1</owl:maxCardinality>
    </owl:Restriction>
  </rdfs:subClassOf>
  <rdfs:subClassOf>
    <owl:Restriction>
      <owl:minCardinality rdf:datatype="&xsd:int">1</owl:minCardinality>
      <owl:onProperty>
        <owl:ObjectProperty rdf:about="&align;map"/>
      </owl:onProperty>
    </owl:Restriction>
  </rdfs:subClassOf>
  <rdfs:subClassOf rdf:resource="&owl;Thing"/>
</rdfs:subClassOf>

```

```

    <owl:Restriction>
      <owl:maxCardinality rdf:datatype="&xsd;int">1</owl:maxCardinality>
      <owl:onProperty>
        <owl:DatatypeProperty rdf:about="&align;xml"/>
      </owl:onProperty>
    </owl:Restriction>
  </rdfs:subClassOf>
<rdfs:subClassOf>
  <owl:Restriction>
    <owl:onProperty>
      <owl:ObjectProperty rdf:about="&align;onto2"/>
    </owl:onProperty>
    <owl:cardinality rdf:datatype="&xsd;int">1</owl:cardinality>
  </owl:Restriction>
</rdfs:subClassOf>
</owl:Class>
<owl:Class rdf:ID="Class">
  <rdfs:subClassOf>
    <owl:Class rdf:ID="Entity"/>
  </rdfs:subClassOf>
</owl:Class>
<owl:Class rdf:about="#Attribute">
  <rdfs:subClassOf>
    <owl:Class rdf:about="#Entity"/>
  </rdfs:subClassOf>
</owl:Class>
<owl:Class rdf:about="&align;Cell">
  <rdfs:subClassOf>
    <owl:Restriction>
      <owl:cardinality rdf:datatype="&xsd;int">1</owl:cardinality>
      <owl:onProperty>
        <owl:ObjectProperty rdf:about="&align;entity2"/>
      </owl:onProperty>
    </owl:Restriction>
  </rdfs:subClassOf>
  <rdfs:subClassOf>
    <owl:Restriction>
      <owl:onProperty>
        <owl:ObjectProperty rdf:about="&align;entity1"/>
      </owl:onProperty>
      <owl:cardinality rdf:datatype="&xsd;int">1</owl:cardinality>
    </owl:Restriction>
  </rdfs:subClassOf>
  <rdfs:subClassOf>
    <owl:Restriction>
      <owl:maxCardinality rdf:datatype="&xsd;int">1</owl:maxCardinality>
      <owl:onProperty>
        <owl:DatatypeProperty rdf:about="&align;relation"/>
      </owl:onProperty>
    </owl:Restriction>
  </rdfs:subClassOf>

```

```

    </rdfs:subClassOf>
    <rdfs:subClassOf rdf:resource="&owl;Thing"/>
  </owl:Class>
  <owl:Class rdf:about="&align;Formalism">
    <rdfs:subClassOf rdf:resource="&owl;Thing"/>
    <rdfs:subClassOf>
      <owl:Restriction>
        <owl:minCardinality rdf:datatype="&xsd;int">1</owl:minCardinality>
        <owl:onProperty>
          <owl:DatatypeProperty rdf:about="&align;name"/>
        </owl:onProperty>
      </owl:Restriction>
    </rdfs:subClassOf>
    <rdfs:subClassOf>
      <owl:Restriction>
        <owl:cardinality rdf:datatype="&xsd;int">1</owl:cardinality>
        <owl:onProperty>
          <owl:DatatypeProperty rdf:about="&align;uri"/>
        </owl:onProperty>
      </owl:Restriction>
    </rdfs:subClassOf>
  </owl:Class>
  <owl:Class rdf:about="#Entity">
    <rdfs:subClassOf rdf:resource="&owl;Thing"/>
    <rdfs:subClassOf>
      <owl:Restriction>
        <owl:onProperty>
          <owl:ObjectProperty rdf:ID="constructor"/>
        </owl:onProperty>
        <owl:maxCardinality rdf:datatype="&xsd;int">1</owl:maxCardinality>
      </owl:Restriction>
    </rdfs:subClassOf>
  </owl:Class>
  <owl:Class rdf:ID="Property">
    <rdfs:subClassOf rdf:resource="#Attribute"/>
  </owl:Class>
  <owl:Class rdf:ID="Instance">
    <rdfs:subClassOf rdf:resource="#Entity"/>
  </owl:Class>
  <owl:ObjectProperty rdf:ID="inverse">
    <rdfs:subPropertyOf>
      <owl:ObjectProperty rdf:about="#constructor"/>
    </rdfs:subPropertyOf>
    <rdfs:domain rdf:resource="#Relation"/>
    <rdfs:range rdf:resource="#Relation"/>
  </owl:ObjectProperty>
  <owl:ObjectProperty rdf:about="&align;onto2">
    <rdfs:subPropertyOf>
      <owl:ObjectProperty rdf:about="&align;ontology"/>
    </rdfs:subPropertyOf>

```

```

</owl:ObjectProperty>
<owl:ObjectProperty rdf:about="&align;map">
  <rdfs:domain rdf:resource="&align;Alignment"/>
  <rdfs:range rdf:resource="&align;Cell"/>
</owl:ObjectProperty>
<owl:ObjectProperty rdf:about="&align;entity2">
  <rdfs:subPropertyOf>
    <owl:ObjectProperty rdf:about="&align;entity"/>
  </rdfs:subPropertyOf>
</owl:ObjectProperty>
<owl:ObjectProperty rdf:about="&align;ontology">
  <rdfs:range rdf:resource="&align;Ontology"/>
  <rdfs:domain rdf:resource="&align;Alignment"/>
</owl:ObjectProperty>
<owl:ObjectProperty rdf:ID="restrict">
  <rdfs:domain>
    <owl:Class>
      <owl:unionOf rdf:parseType="Collection">
        <owl:Class rdf:about="#Class"/>
        <owl:Class rdf:about="#Property"/>
        <owl:Class rdf:about="#Relation"/>
      </owl:unionOf>
    </owl:Class>
  </rdfs:domain>
  <rdfs:subPropertyOf>
    <owl:ObjectProperty rdf:about="#constructor"/>
  </rdfs:subPropertyOf>
  <rdfs:range>
    <owl:Class>
      <owl:unionOf rdf:parseType="Collection">
        <owl:Class rdf:about="#Entity"/>
        <owl:Class rdf:about="#Restriction"/>
      </owl:unionOf>
    </owl:Class>
  </rdfs:range>
</owl:ObjectProperty>
<owl:ObjectProperty rdf:about="&align;formalism">
  <rdfs:range rdf:resource="&align;Formalism"/>
  <rdfs:domain rdf:resource="&align;Ontology"/>
</owl:ObjectProperty>
<owl:ObjectProperty rdf:about="#onAttribute">
  <rdfs:domain rdf:resource="#AttributeValueRestriction"/>
  <rdfs:range rdf:resource="#Attribute"/>
</owl:ObjectProperty>
<owl:ObjectProperty rdf:about="#instanceOrAttributeValue">
  <rdfs:domain rdf:resource="#AttributeValueRestriction"/>
  <rdfs:range>
    <owl:Class>
      <owl:unionOf rdf:parseType="Collection">
        <owl:Class rdf:about="#Instance"/>

```

```

        <owl:Class rdf:about="#Relation"/>
        <owl:Class rdf:about="#Property"/>
    </owl:unionOf>
</owl:Class>
</rdfs:range>
</owl:ObjectProperty>
<owl:ObjectProperty rdf:about="#constructor">
    <rdfs:domain>
        <owl:Class>
            <owl:unionOf rdf:parseType="Collection">
                <owl:Class rdf:about="#Class"/>
                <owl:Class rdf:about="#Property"/>
                <owl:Class rdf:about="#Relation"/>
            </owl:unionOf>
        </owl:Class>
    </rdfs:domain>
</owl:ObjectProperty>
<owl:ObjectProperty rdf:ID="and">
    <rdfs:range>
        <owl:Class>
            <owl:unionOf rdf:parseType="Collection">
                <owl:Class rdf:about="#Class"/>
                <owl:Class rdf:about="#Property"/>
                <owl:Class rdf:about="#Relation"/>
            </owl:unionOf>
        </owl:Class>
    </rdfs:range>
    <rdfs:domain>
        <owl:Class>
            <owl:unionOf rdf:parseType="Collection">
                <owl:Class rdf:about="#Class"/>
                <owl:Class rdf:about="#Property"/>
                <owl:Class rdf:about="#Relation"/>
            </owl:unionOf>
        </owl:Class>
    </rdfs:domain>
    <rdfs:subPropertyOf rdf:resource="#constructor"/>
</owl:ObjectProperty>
<owl:ObjectProperty rdf:about="#align;entity">
    <rdfs:domain rdf:resource="#align;Cell"/>
    <rdfs:range rdf:resource="#Entity"/>
</owl:ObjectProperty>
<owl:ObjectProperty rdf:ID="compose">
    <rdfs:range>
        <owl:Class>
            <owl:unionOf rdf:parseType="Collection">
                <owl:Class rdf:about="#Property"/>
                <owl:Class rdf:about="#Relation"/>
            </owl:unionOf>
        </owl:Class>
    </rdfs:range>
    <rdfs:domain>
        <owl:Class>
            <owl:unionOf rdf:parseType="Collection">
                <owl:Class rdf:about="#Property"/>
                <owl:Class rdf:about="#Relation"/>
            </owl:unionOf>
        </owl:Class>
    </rdfs:domain>
    <rdfs:subPropertyOf rdf:resource="#constructor"/>
</owl:ObjectProperty>

```

```

</rdfs:range>
<rdfs:subPropertyOf rdf:resource="#constructor"/>
<rdfs:domain>
  <owl:Class>
    <owl:unionOf rdf:parseType="Collection">
      <owl:Class rdf:about="#Property"/>
      <owl:Class rdf:about="#Relation"/>
    </owl:unionOf>
  </owl:Class>
</rdfs:domain>
</owl:ObjectProperty>
<owl:ObjectProperty rdf:about="&align;entity1">
  <rdfs:subPropertyOf rdf:resource="&align;entity"/>
</owl:ObjectProperty>
<owl:ObjectProperty rdf:about="#class">
  <rdfs:range rdf:resource="#Class"/>
  <rdfs:domain>
    <owl:Class>
      <owl:unionOf rdf:parseType="Collection">
        <owl:Class rdf:about="#PropertyDomainRestriction"/>
        <owl:Class rdf:about="#RelationDomainRestriction"/>
        <owl:Class rdf:about="#RelationRangeRestriction"/>
      </owl:unionOf>
    </owl:Class>
  </rdfs:domain>
</owl:ObjectProperty>
<owl:ObjectProperty rdf:about="&align;onto1">
  <rdfs:subPropertyOf rdf:resource="&align;ontology"/>
</owl:ObjectProperty>
<owl:ObjectProperty rdf:ID="or">
  <rdfs:range>
    <owl:Class>
      <owl:unionOf rdf:parseType="Collection">
        <owl:Class rdf:about="#Class"/>
        <owl:Class rdf:about="#Property"/>
        <owl:Class rdf:about="#Relation"/>
      </owl:unionOf>
    </owl:Class>
  </rdfs:range>
  <rdfs:domain>
    <owl:Class>
      <owl:unionOf rdf:parseType="Collection">
        <owl:Class rdf:about="#Class"/>
        <owl:Class rdf:about="#Property"/>
        <owl:Class rdf:about="#Relation"/>
      </owl:unionOf>
    </owl:Class>
  </rdfs:domain>
  <rdfs:subPropertyOf rdf:resource="#constructor"/>
</owl:ObjectProperty>

```

```

<owl:DatatypeProperty rdf:about="%align;name">
  <rdfs:domain rdf:resource="%align;Formalism"/>
  <rdfs:range rdf:resource="%xsd:string"/>
</owl:DatatypeProperty>
<owl:DatatypeProperty rdf:about="%align;type">
  <rdfs:domain rdf:resource="%align;Alignment"/>
  <rdfs:range rdf:resource="%xsd:string"/>
</owl:DatatypeProperty>
<owl:DatatypeProperty rdf:about="%align;method">
  <rdfs:range rdf:resource="%xsd:string"/>
  <rdfs:domain rdf:resource="%align;Alignment"/>
</owl:DatatypeProperty>
<owl:DatatypeProperty rdf:about="#literalValue">
  <rdfs:domain>
    <owl:Class>
      <owl:unionOf rdf:parseType="Collection">
        <owl:Class rdf:about="#PropertyValueRestriction"/>
        <owl:Class rdf:about="#AttributeValueRestriction"/>
      </owl:unionOf>
    </owl:Class>
  </rdfs:domain>
</owl:DatatypeProperty>
<owl:DatatypeProperty rdf:about="%align;level">
  <rdfs:domain rdf:resource="%align;Alignment"/>
  <rdfs:range rdf:resource="%xsd:int"/>
</owl:DatatypeProperty>
<owl:DatatypeProperty rdf:about="%align;relation">
  <rdfs:range>
    <owl:DataRange>
      <owl:oneOf rdf:parseType="Resource">
        <rdf:first rdf:datatype="%xsd:string">Equivalence</rdf:first>
        <rdf:rest rdf:parseType="Resource">
          <rdf:first rdf:datatype="%xsd:string">Subsumes</rdf:first>
          <rdf:rest rdf:parseType="Resource">
            <rdf:first rdf:datatype="%xsd:string">SubsumedBy</rdf:first>
            <rdf:rest rdf:resource="%rdf:nil"/>
          </rdf:rest>
        </rdf:rest>
      </owl:oneOf>
    </owl:DataRange>
  </rdfs:range>
  <rdfs:domain rdf:resource="%align;Cell"/>
</owl:DatatypeProperty>
<owl:DatatypeProperty rdf:about="%align;xml">
  <rdfs:range>
    <owl:DataRange>
      <owl:oneOf rdf:parseType="Resource">
        <rdf:first rdf:datatype="%xsd:string">yes</rdf:first>
        <rdf:rest rdf:parseType="Resource">
          <rdf:first rdf:datatype="%xsd:string">no</rdf:first>

```



```

        <rdf:rest rdf:resource="&rdf:nil"/>
      </rdf:rest>
    </owl:oneOf>
  </owl:DataRange>
</rdfs:range>
  <rdfs:domain rdf:resource="&align;Alignment"/>
</owl:DatatypeProperty>
<owl:DatatypeProperty rdf:about="&align;uri">
  <rdfs:domain rdf:resource="&align;Formalism"/>
  <rdfs:range rdf:resource="&xsd:string"/>
</owl:DatatypeProperty>
<owl:DatatypeProperty rdf:about="&#comparator">
  <rdfs:range>
    <owl:DataRange>
      <owl:oneOf rdf:parseType="Resource">
        <rdf:first rdf:datatype="&xsd:string">Equal</rdf:first>
        <rdf:rest rdf:parseType="Resource">
          <rdf:first rdf:datatype="&xsd:string">NotEqual</rdf:first>
          <rdf:rest rdf:parseType="Resource">
            <rdf:rest rdf:parseType="Resource">
              <rdf:rest rdf:parseType="Resource">
                <rdf:rest rdf:parseType="Resource">
                  <rdf:first rdf:datatype="&xsd:string">LessThanOrEqual</rdf:first>
                  <rdf:rest rdf:resource="&rdf:nil"/>
                </rdf:rest>
              <rdf:first rdf:datatype="&xsd:string">LessThan</rdf:first>
              </rdf:rest>
            <rdf:first rdf:datatype="&xsd:string">GreaterThanOrEqual</rdf:first>
            </rdf:rest>
          <rdf:first rdf:datatype="&xsd:string">GreaterThan</rdf:first>
          </rdf:rest>
        </rdf:rest>
      </owl:oneOf>
    </owl:DataRange>
  </rdfs:range>
  <rdfs:domain>
    <owl:Class>
      <owl:unionOf rdf:parseType="Collection">
        <owl:Class rdf:about="&#AttributeValueRestriction"/>
        <owl:Class rdf:about="&#PropertyValueRestriction"/>
      </owl:unionOf>
    </owl:Class>
  </rdfs:domain>
</owl:DatatypeProperty>
<rdf:Description rdf:about="http://knowledgeweb.semanticweb.org/heterogeneity/alignment">
  <rdfs:comment rdf:datatype="&xsd:string">
    RDF vocabulary for the Alignment Format
  </rdfs:comment>
</rdf:Description>
</rdf:RDF>

```


Appendix D

Mapping representation example

In this appendix, we provide the representation of the mappings defined in Tables 4.8, 4.9, 4.10 and 4.11, for the ontologies presented in Figure 4.1. For the mapping representation, we use the language discussed in the Section 4.4 and the ontology presented in the Appendix C.

```
<?xml version="1.0"?>

<!DOCTYPE rdf:RDF [
  <!ENTITY xsd "http://www.w3.org/2001/XMLSchema#">
  <!ENTITY src "http://www.ontologies.com/SourceOntology.owl#">
  <!ENTITY trg "http://www.ontologies.com/TargetOntology.owl#">
]>

<rdf:RDF xmlns="http://www.alignments.com/example.owl#"
  xml:base="http://www.alignments.com/example.owl#"
  xmlns:rdf="http://www.w3.org/1999/02/22-rdf-syntax-ns#"
  xmlns:rdfs="http://www.w3.org/2000/01/rdf-schema#"
  xmlns:xsd="http://www.w3.org/2001/XMLSchema#"
  xmlns:src="http://www.ontologies.com/SourceOntology.owl#"
  xmlns:trg="http://www.ontologies.com/TargetOntology.owl#"
  xmlns:align="http://knowledgeweb.semanticweb.org/heterogeneity/alignment#"
  xmlns:owl="http://www.w3.org/2002/07/owl#">
  <align:Alignment rdf:about="http://www.alignments.com/example.owl#">
    <align:ontology>
      <align:Ontology rdf:about="&src;">
        <align:formalism>
          <align:Formalism>
            <align:uri>http://www.w3.org/TR/owl-guide/</align:uri>
            <align:name>OWL</align:name>
          </align:Formalism>
        </align:formalism>
      </align:ontology>
    </align:Alignment>
  </rdf:RDF>
```

```

    </align:formalism>
  </align:Ontology>
</align:onto1>
<align:onto2>
  <align:Ontology rdf:about="&trg;">
    <align:formalism>
      <align:Formalism>
        <align:uri>http://www.w3.org/TR/owl-guide/</align:uri>
        <align:name>OWL</align:name>
      </align:Formalism>
    </align:formalism>
  </align:Ontology>
</align:onto2>
<align:map>
  <align:Cell rdf:about="MappingRule_a">
    <align:entity1>
      <owl:Class rdf:about="&src;Book"/>
    </align:entity1>
    <align:entity2>
      <owl:Class rdf:about="&trg;Textbook"/>
    </align:entity2>
    <align:relation>Equivalence</align:relation>
  </align:Cell>
</align:map>
<align:map>
  <align:Cell rdf:about="MappingRule_b">
    <align:entity1>
      <owl:Class rdf:about="&src;Product"/>
    </align:entity1>
    <align:entity2>
      <owl:Class rdf:about="&trg;Textbook"/>
    </align:entity2>
    <align:relation>Subsumes</align:relation>
  </align:Cell>
</align:map>
<align:map>
  <align:Cell rdf:about="MappingRule_c">
    <align:entity1>
      <owl:Class rdf:about="&src;Publisher"/>
    </align:entity1>
    <align:entity2>
      <owl:Class rdf:about="&trg;Publisher"/>
    </align:entity2>
    <align:relation>Equivalence</align:relation>
  </align:Cell>
</align:map>
<align:map>
  <align:Cell rdf:about="MappingRule_d">
    <align:entity1>
      <owl:Class rdf:about="&src;Collection"/>

```

```

    </align:entity1>
    <align:entity2>
      <owl:Class rdf:about="&trg;Series"/>
    </align:entity2>
    <align:relation>SubsumedBy</align:relation>
  </align:Cell>
</align:map>
<align:map>
  <align:Cell rdf:about="MappingRule_e">
    <align:entity1>
      <owl:Class rdf:about="&src;Novel"/>
    </align:entity1>
    <align:entity2>
      <owl:Class rdf:about="&trg;Literature"/>
    </align:entity2>
    <align:relation>SubsumedBy</align:relation>
  </align:Cell>
</align:map>
<align:map>
  <align:Cell rdf:about="MappingRule_f">
    <align:entity1>
      <owl:Class rdf:about="&src;Poetry"/>
    </align:entity1>
    <align:entity2>
      <owl:Class rdf:about="&trg;Literature"/>
    </align:entity2>
    <align:relation>SubsumedBy</align:relation>
  </align:Cell>
</align:map>
<align:map>
  <align:Cell rdf:about="MappingRule_g">
    <align:entity1>
      <owl:Class rdf:about="&src;Biography"/>
    </align:entity1>
    <align:entity2>
      <owl:Class rdf:about="&trg;Biography"/>
    </align:entity2>
    <align:relation>Equivalence</align:relation>
  </align:Cell>
</align:map>
<align:map>
  <align:Cell rdf:about="MappingRule_h">
    <align:entity1>
      <owl:Class rdf:about="&src;Autobiography"/>
    </align:entity1>
    <align:entity2>
      <owl:Class>
        <owl:restrict rdf:parseType="Collection">
          <owl:Class rdf:about="&trg;Biography"/>
          <owl:AttributeValueRestriction>

```

```

        <oml:onAttribute>
          <oml:Relation rdf:about="&trg;author"/>
        </oml:onAttribute>
        <oml:comparator>Equal</oml:comparator>
        <oml:instanceOrAttributeValue>
          <oml:Relation rdf:about="&trg;topic"/>
        </oml:instanceOrAttributeValue>
      </oml:AttributeValueRestriction>
    </oml:restrict>
  </oml:Class>
</align:entity2>
<align:relation>Equivalence</align:relation>
</align:Cell>
</align:map>
<align:map>
  <align:Cell rdf:about="MappingRule_i">
    <align:entity1>
      <oml:Class rdf:about="&src;NewPublication"/>
    </align:entity1>
    <align:entity2>
      <oml:Class>
        <oml:and rdf:parseType="Collection">
          <oml:Class rdf:about="&trg;Computing"/>
          <oml:Class rdf:about="&trg;NewRelease"/>
        </oml:and>
      </oml:Class>
    </align:entity2>
    <align:relation>Equivalence</align:relation>
  </align:Cell>
</align:map>
<align:map>
  <align:Cell rdf:about="MappingRule_j">
    <align:entity1>
      <oml:Class rdf:about="&src;Science"/>
    </align:entity1>
    <align:entity2>
      <oml:Class>
        <oml:or rdf:parseType="Collection">
          <oml:Class rdf:about="&trg;ComputerScience"/>
          <oml:Class rdf:about="&trg;Mathematics"/>
        </oml:or>
      </oml:Class>
    </align:entity2>
    <align:relation>Equivalence</align:relation>
  </align:Cell>
</align:map>
<align:map>
  <align:Cell rdf:about="MappingRule_k">
    <align:entity1>
      <oml:Class rdf:about="&src;Popular"/>

```

```

</align:entity1>
<align:entity2>
  <oml:Class>
    <oml:and rdf:parseType="Collection">
      <oml:Class>
        <oml:or rdf:parseType="Collection">
          <oml:Class rdf:about="&trg;ComputerScience"/>
          <oml:Class rdf:about="&trg;Mathematics"/>
        </oml:or>
      </oml:Class>
      <oml:Class rdf:about="&trg;BestSeller"/>
    </oml:and>
  </oml:Class>
</align:entity2>
<align:relation>Equivalence</align:relation>
</align:Cell>
</align:map>
<align:map>
  <align:Cell rdf:about="MappingRule_l">
    <align:entity1>
      <oml:Class rdf:about="&src;Pocket"/>
    </align:entity1>
    <align:entity2>
      <oml:Class>
        <oml:restrict rdf:parseType="Collection">
          <oml:Class rdf:about="&trg;Textbook"/>
          <oml:AttributeValueRestriction>
            <oml:onAttribute>
              <oml:Property rdf:about="&trg;size"/>
            </oml:onAttribute>
            <oml:comparator>LessThanOrEqual</oml:comparator>
            <oml:literalValue rdf:datatype="&xsd;int">14</oml:literalValue>
          </oml:AttributeValueRestriction>
        </oml:restrict>
      </oml:Class>
    </align:entity2>
    <align:relation>Equivalence</align:relation>
  </align:Cell>
</align:map>
<align:map>
  <align:Cell rdf:about="MappingRule_m">
    <align:entity1>
      <oml:Relation rdf:about="&src;publisher"/>
    </align:entity1>
    <align:entity2>
      <oml:Relation>
        <oml:inverse>
          <oml:Relation rdf:about="&trg;publishes"/>
        </oml:inverse>
      </oml:Relation>
    </align:entity2>
  </align:Cell>
</align:map>

```

```

    </align:entity2>
    <align:relation>Equivalence</align:relation>
  </align:Cell>
</align:map>
<align:map>
  <align:Cell rdf:about="MappingRule_n">
    <align:entity1>
      <oml:Relation rdf:about="&src;partOf"/>
    </align:entity1>
    <align:entity2>
      <oml:Relation>
        <oml:restrict rdf:parseType="Collection">
          <oml:Relation rdf:about="&trg;partOf"/>
          <oml:RelationDomainRestriction>
            <oml:class>
              <oml:Class>
                <oml:restrict rdf:parseType="Collection">
                  <oml:Class rdf:about="&trg;Textbook"/>
                  <oml:AttributeValueRestriction>
                    <oml:onAttribute>
                      <oml:Property rdf:about="&trg;size"/>
                    </oml:onAttribute>
                    <oml:comparator>LessThanOrEqual</oml:comparator>
                    <oml:literalValue rdf:datatype="&xsd;int">14</oml:literalValue>
                  </oml:AttributeValueRestriction>
                </oml:restrict>
              </oml:Class>
            </oml:class>
          </oml:RelationDomainRestriction>
        </oml:restrict>
      </oml:Relation>
    </align:entity2>
    <align:relation>Equivalence</align:relation>
  </align:Cell>
</align:map>
<align:map>
  <align:Cell rdf:about="MappingRule_o">
    <align:entity1>
      <oml:Property rdf:about="&src;name"/>
    </align:entity1>
    <align:entity2>
      <oml:Property rdf:about="&trg;title"/>
    </align:entity2>
    <align:relation>Subsumes</align:relation>
  </align:Cell>
</align:map>
<align:map>
  <align:Cell rdf:about="MappingRule_p">
    <align:entity1>
      <oml:Property rdf:about="&src;id"/>

```



```

    </align:entity1>
    <align:entity2>
      <oml:Property rdf:about="&trg;isbn"/>
    </align:entity2>
    <align:relation>Subsumes</align:relation>
  </align:Cell>
</align:map>
<align:map>
  <align:Cell rdf:about="MappingRule_q">
    <align:entity1>
      <oml:Property rdf:about="&src;price"/>
    </align:entity1>
    <align:entity2>
      <oml:Property rdf:about="&trg;price"/>
    </align:entity2>
    <align:relation>Subsumes</align:relation>
  </align:Cell>
</align:map>
<align:map>
  <align:Cell rdf:about="MappingRule_r">
    <align:entity1>
      <oml:Property rdf:about="&src;review"/>
    </align:entity1>
    <align:entity2>
      <oml:Property>
        <oml:or rdf:parseType="Collection">
          <oml:Property rdf:about="&trg;editorialReview"/>
          <oml:Property rdf:about="&trg;customerReview"/>
        </oml:or>
      </oml:Property>
    </align:entity2>
    <align:relation>Equivalence</align:relation>
  </align:Cell>
</align:map>
<align:map>
  <align:Cell rdf:about="MappingRule_s">
    <align:entity1>
      <oml:Property rdf:about="&src;author"/>
    </align:entity1>
    <align:entity2>
      <oml:Property>
        <oml:compose rdf:parseType="Collection">
          <oml:Relation rdf:about="&trg;author"/>
          <oml:Property rdf:about="&trg;name"/>
        </oml:compose>
      </oml:Property>
    </align:entity2>
    <align:relation>Equivalence</align:relation>
  </align:Cell>
</align:map>

```

```
<align:map>
  <align:Cell rdf:about="MappingRule_t">
    <align:entity1>
      <oml:Instance rdf:about="&src;CSFoundations"/>
    </align:entity1>
    <align:entity2>
      <oml:Instance rdf:about="&trg;FoundationsOfCS"/>
    </align:entity2>
    <align:relation>Equivalence</align:relation>
  </align:Cell>
</align:map>
</align:Alignment>
</rdf:RDF>
```